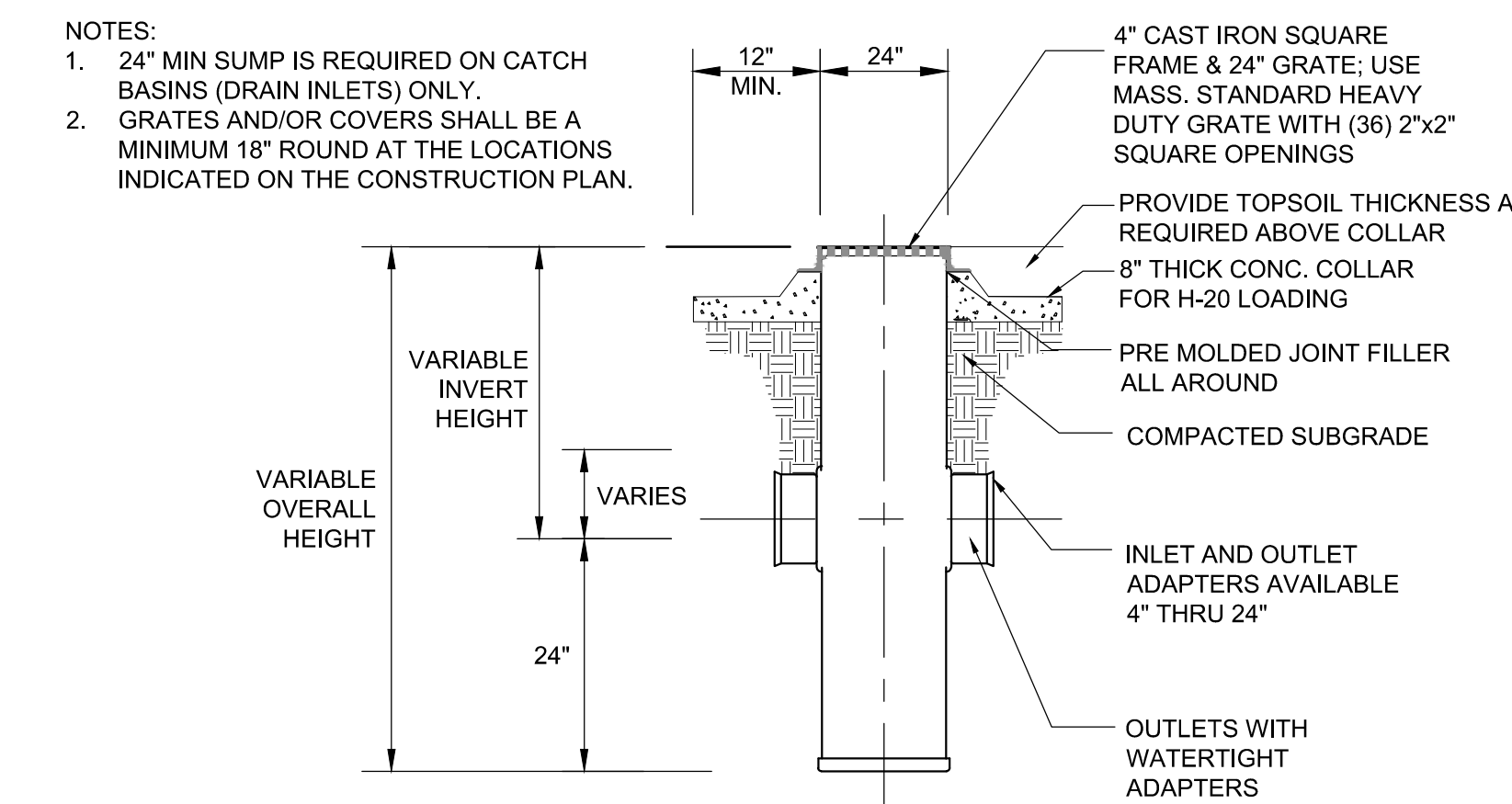
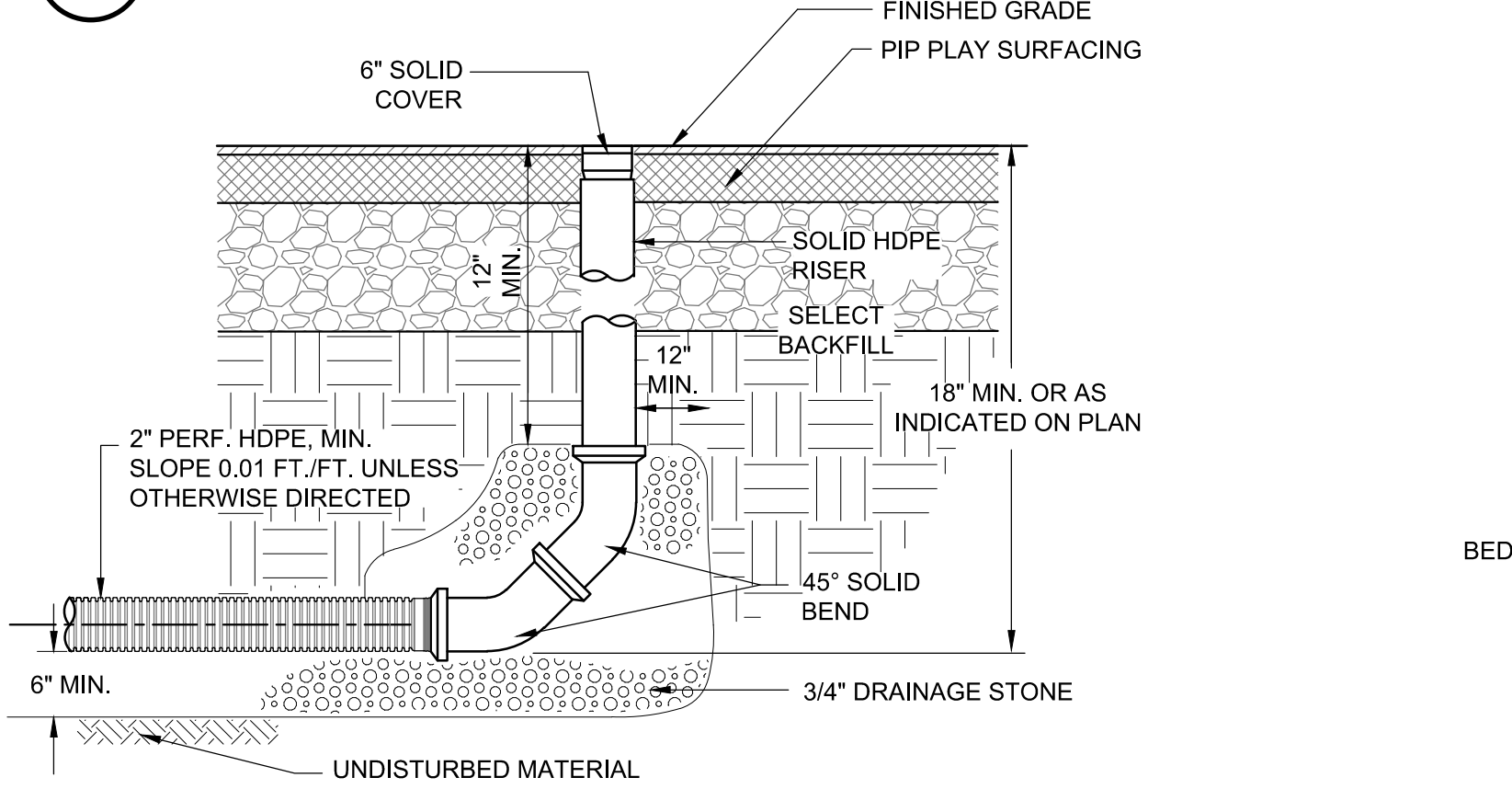


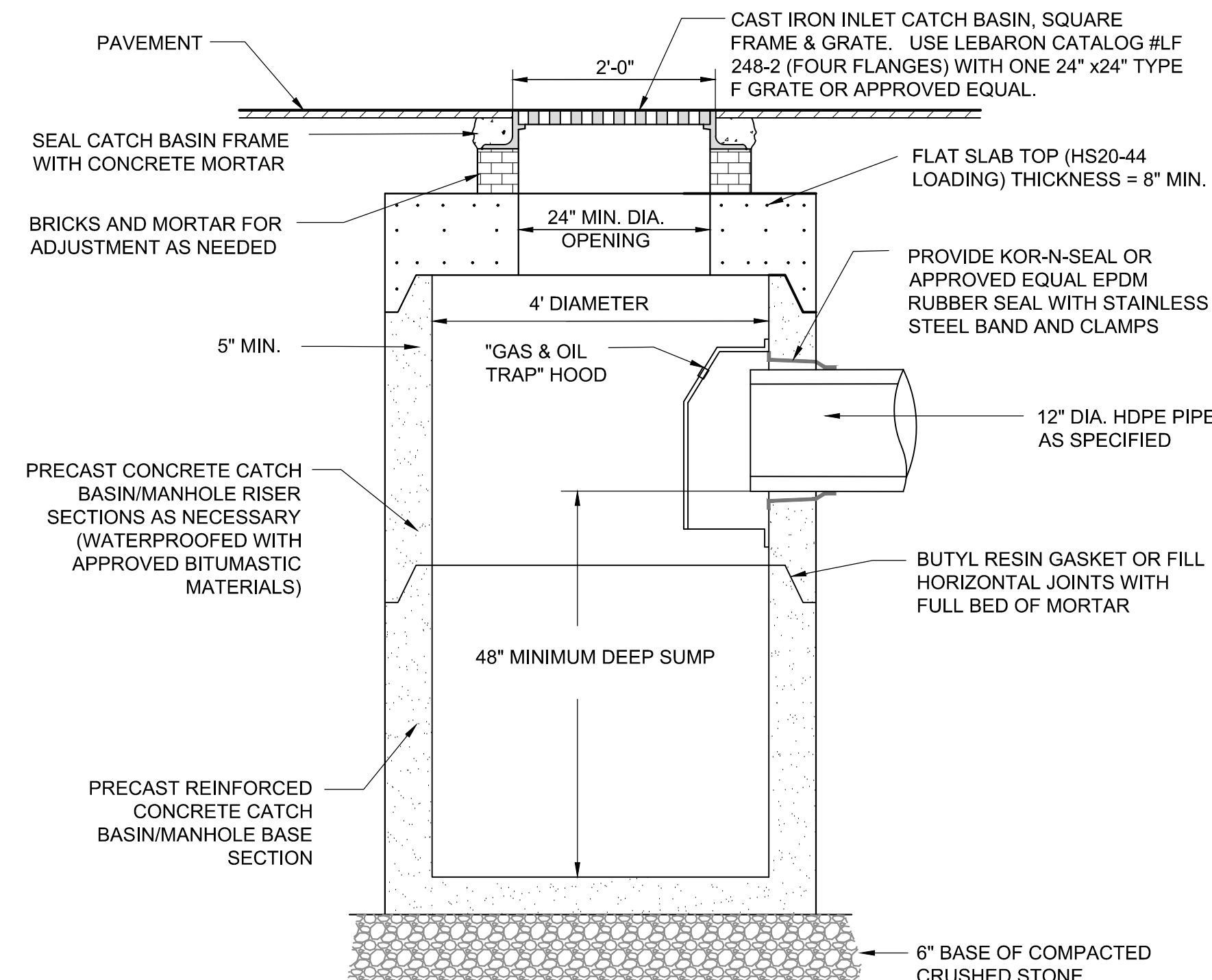

1 DRAINAGE MANHOLE  
NOT TO SCALE



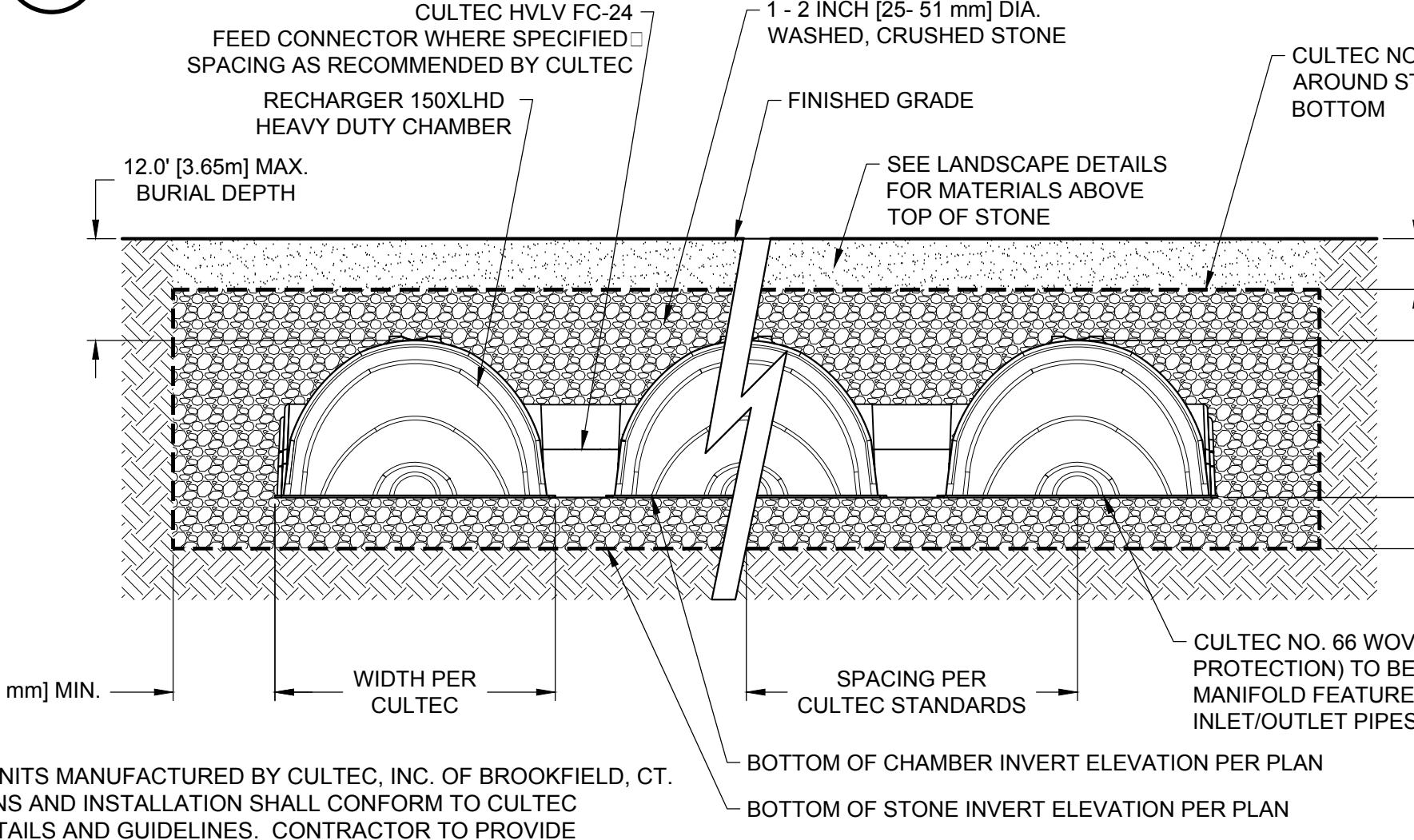
4 PVC AREA DRAIN DETAIL  
NOT TO SCALE



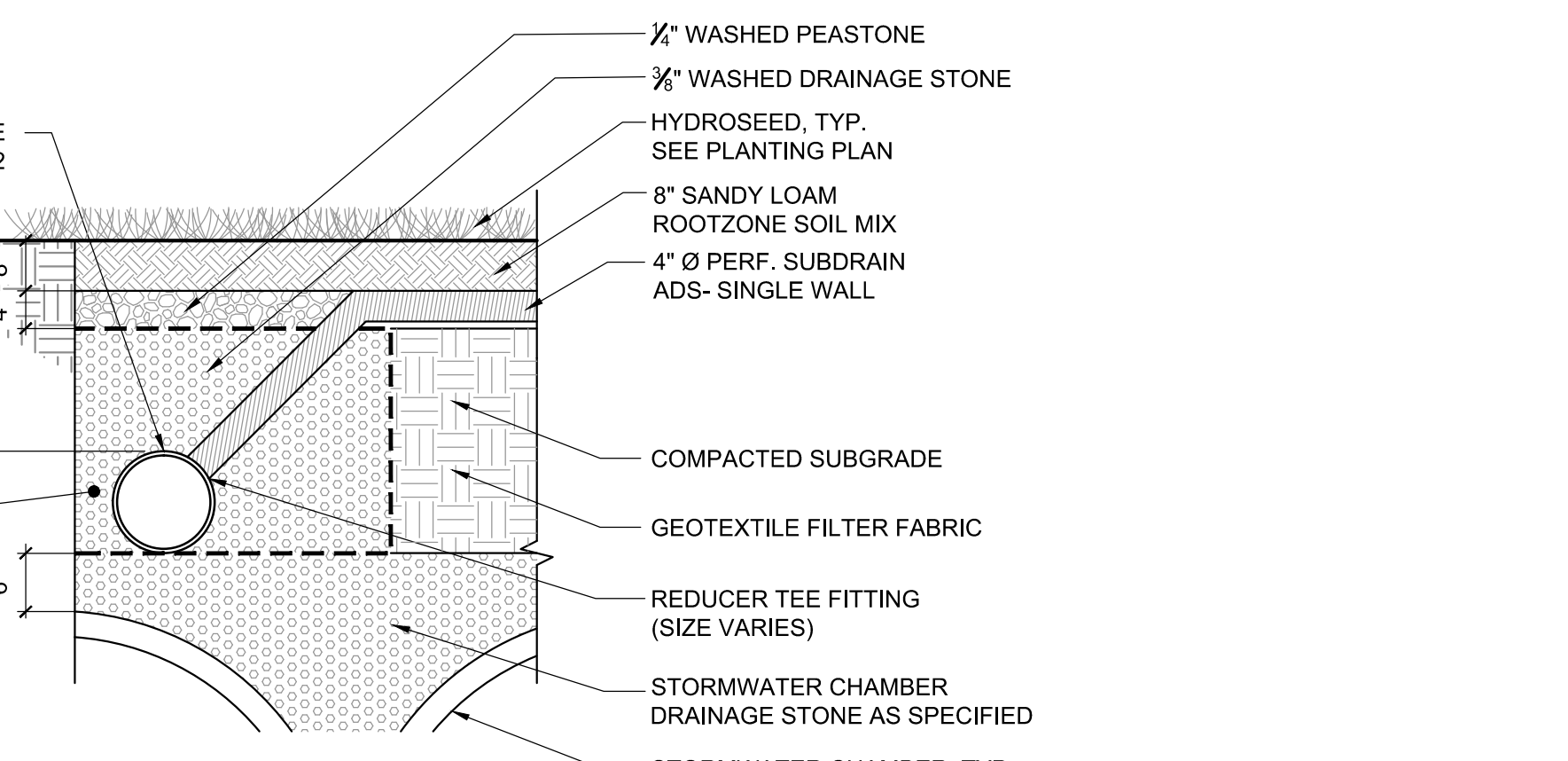
6 LATERAL DRAIN  
NOT TO SCALE



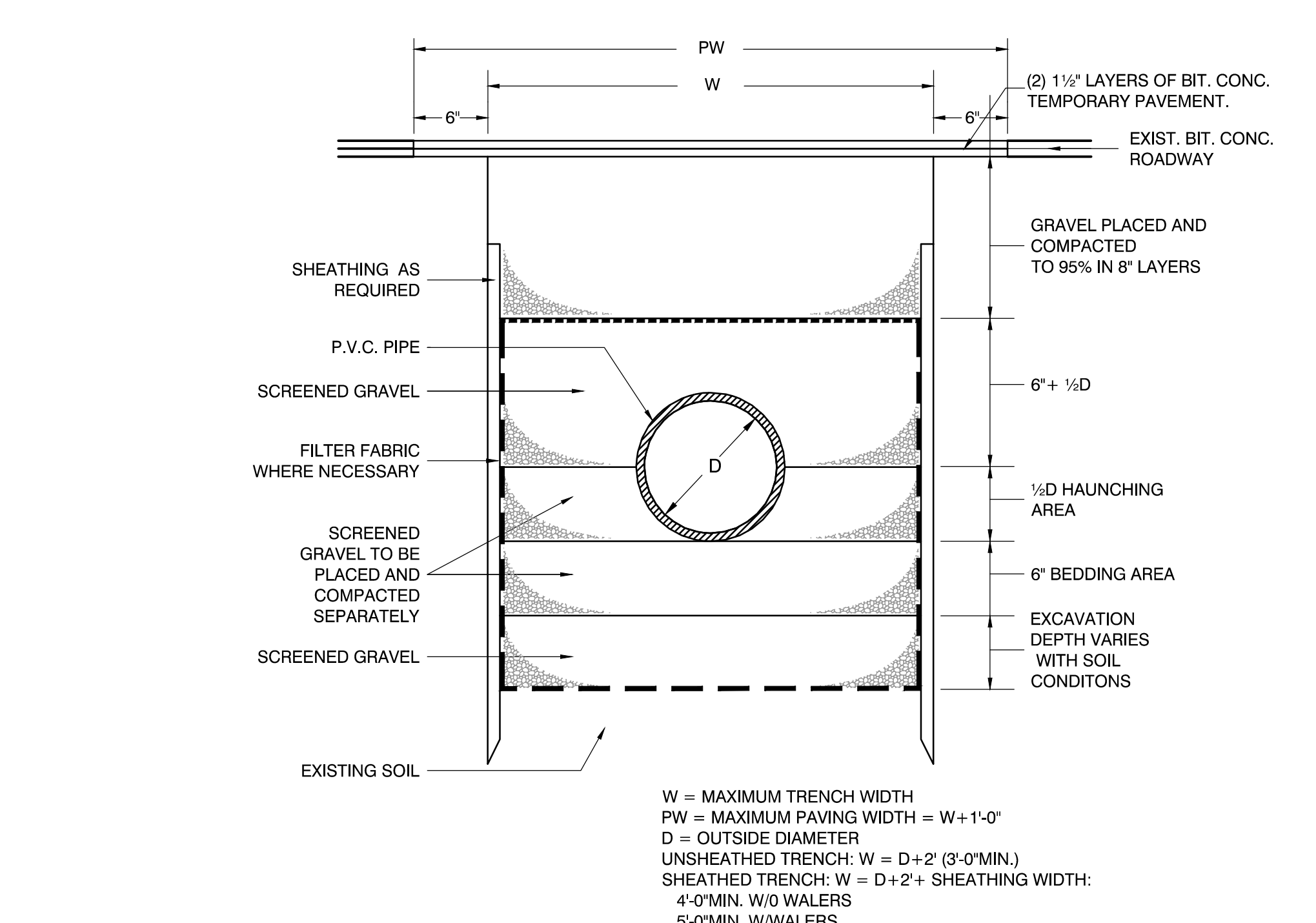


2 CATCH BASIN  
NOT TO SCALE



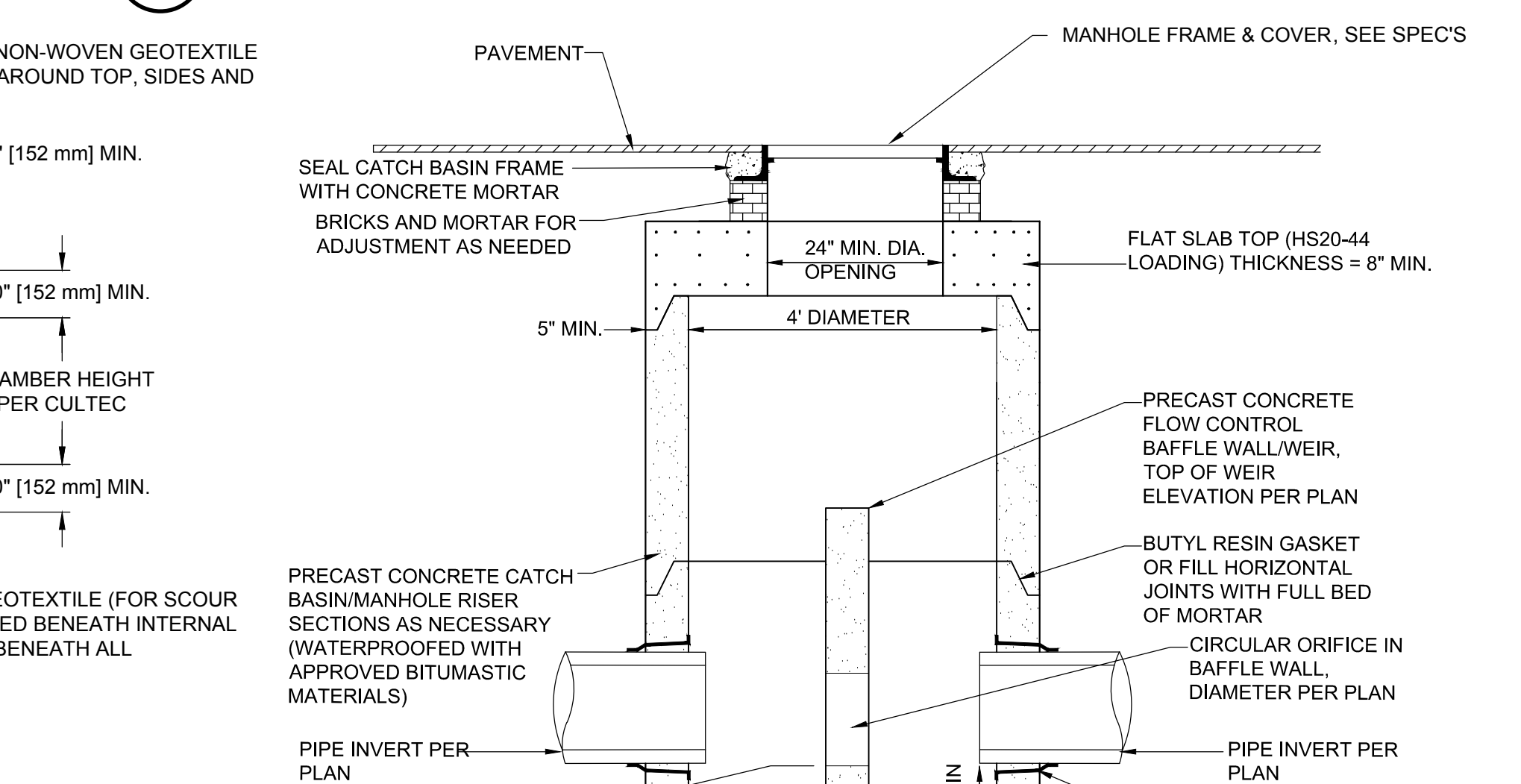
5 STORMWATER RETENTION/INFILTRATION SYSTEM  
NOT TO SCALE



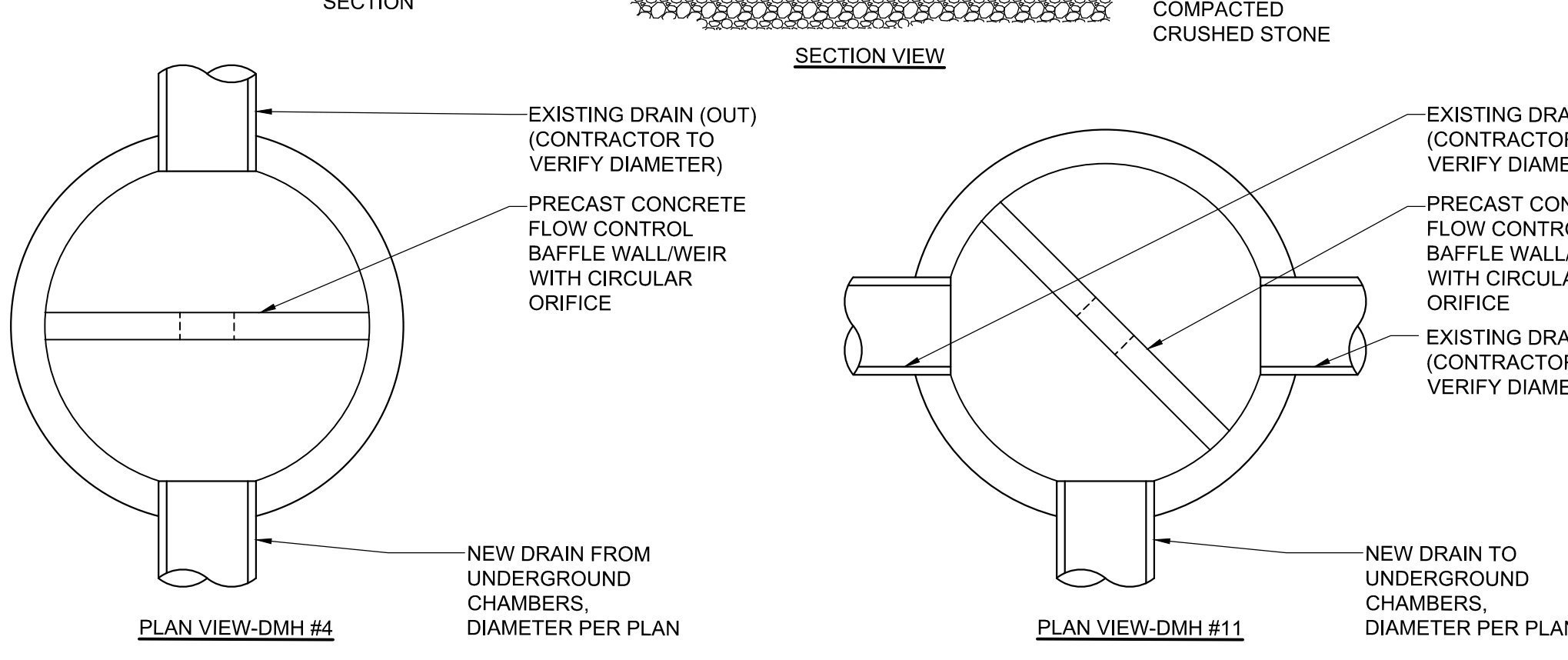
7 MULTI-USE FIELD COLLECTOR DRAIN  
NOT TO SCALE





3 DRAINAGE TRENCH  
NOT TO SCALE



6 DRAINAGE MANHOLE WITH BAFFLE  
NOT TO SCALE



6 DRAINAGE MANHOLE WITH BAFFLE  
NOT TO SCALE



Project:  
**CITY OF SOMERVILLE**  
  
**LINCOLN PARK**  
290 Washington Street  
Somerville, MA 02143

85 Devonshire Street, 3rd Floor  
Boston, MA 02109  
(617) 412-4480 (800) Sampson  
www.westonandsampson.com  
Consultants:  
**Weston & Sampson**  
  
**SITE**  
DESIGN GROUP, INC.

North:

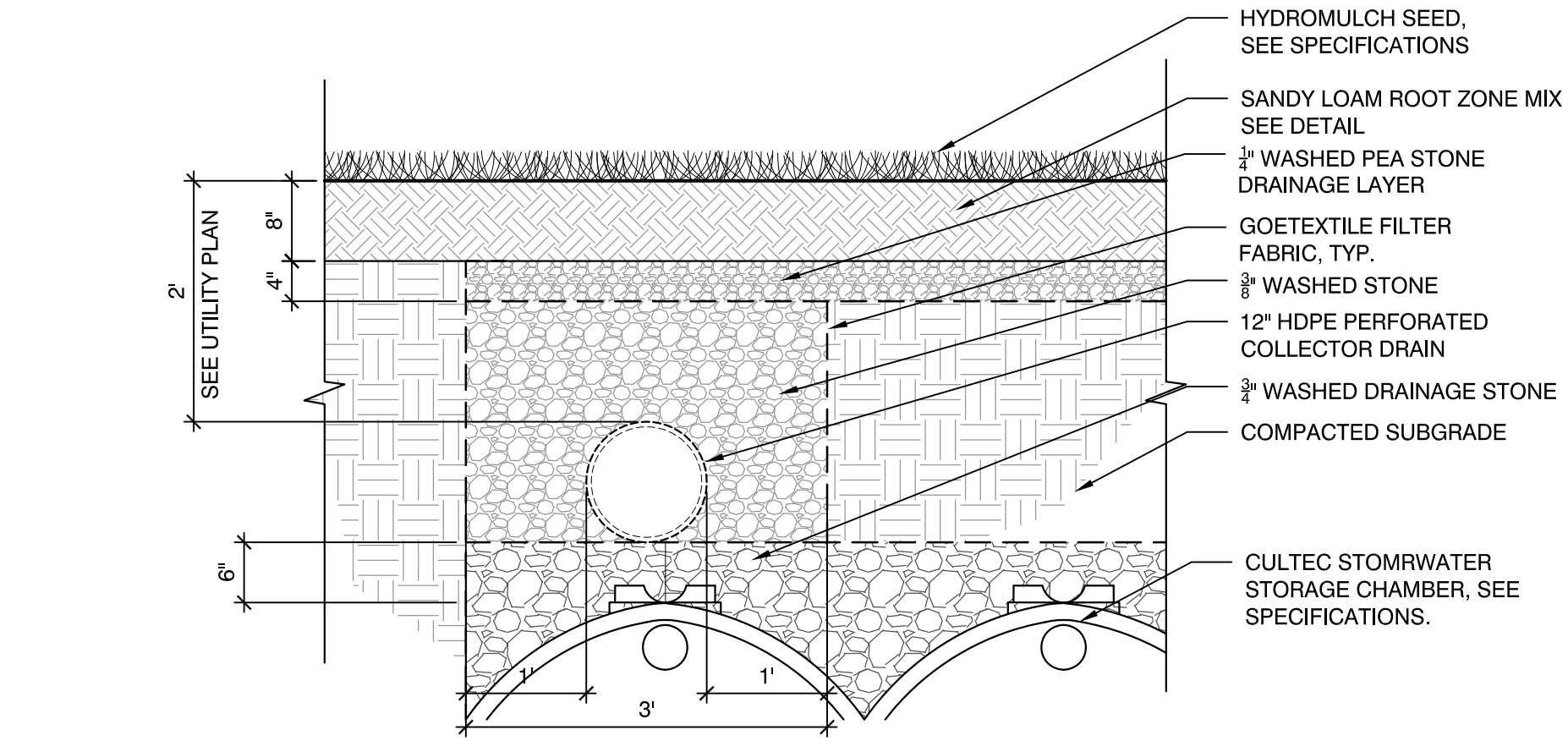
Revisions:

Rev	Date	Description

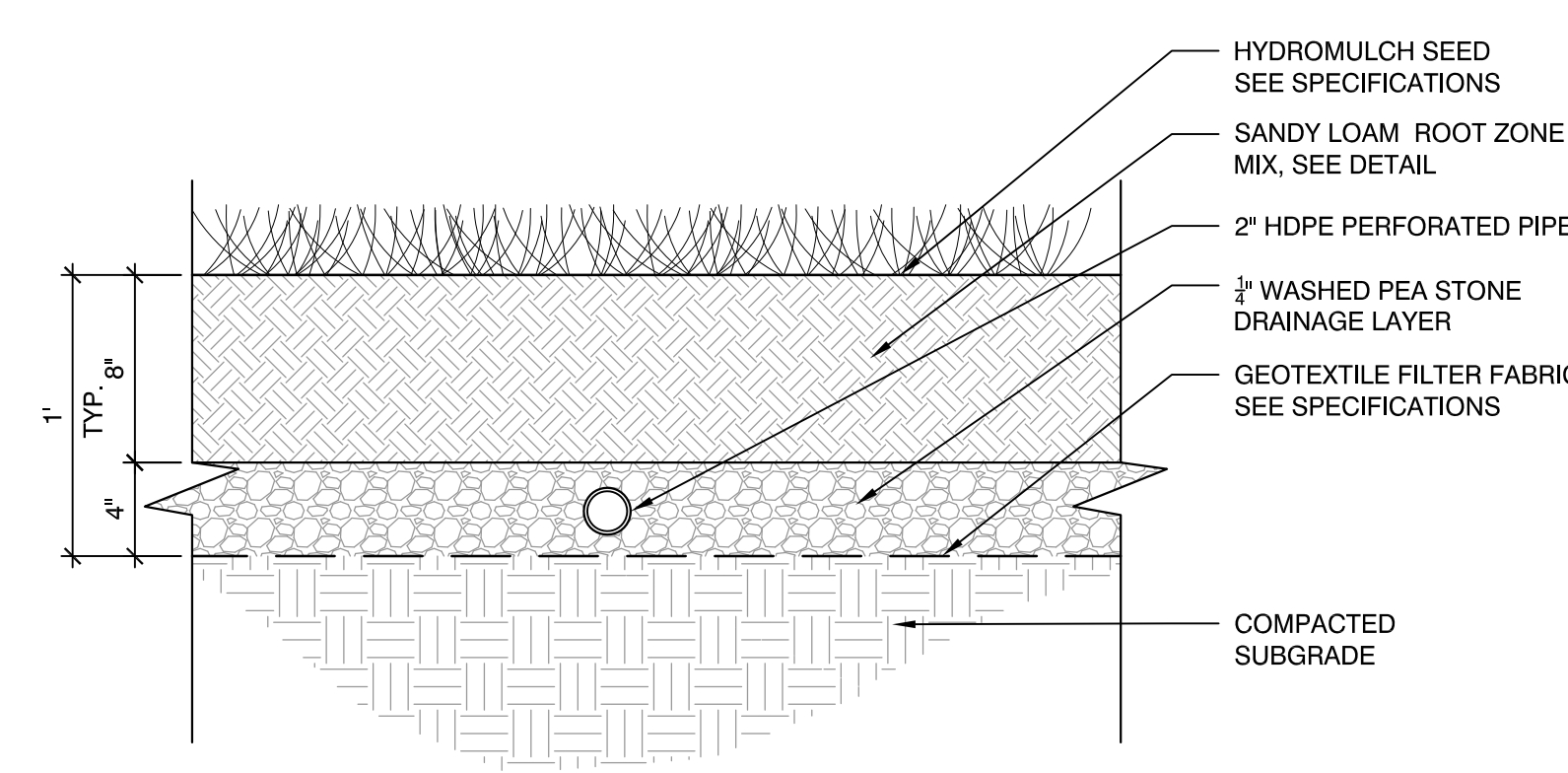
Seal:  
  
*Bruce W. Adams*  
**CONSTRUCTION DOCUMENTS**  
Date: 02.24.2016  
Scale: AS SHOWN  
Drawn By:  
Reviewed By:  
Checked By:  
Approved By:

Drawing Title:  
**CONSTRUCTION DETAILS**  
Sheet Number:  
**L8.01**

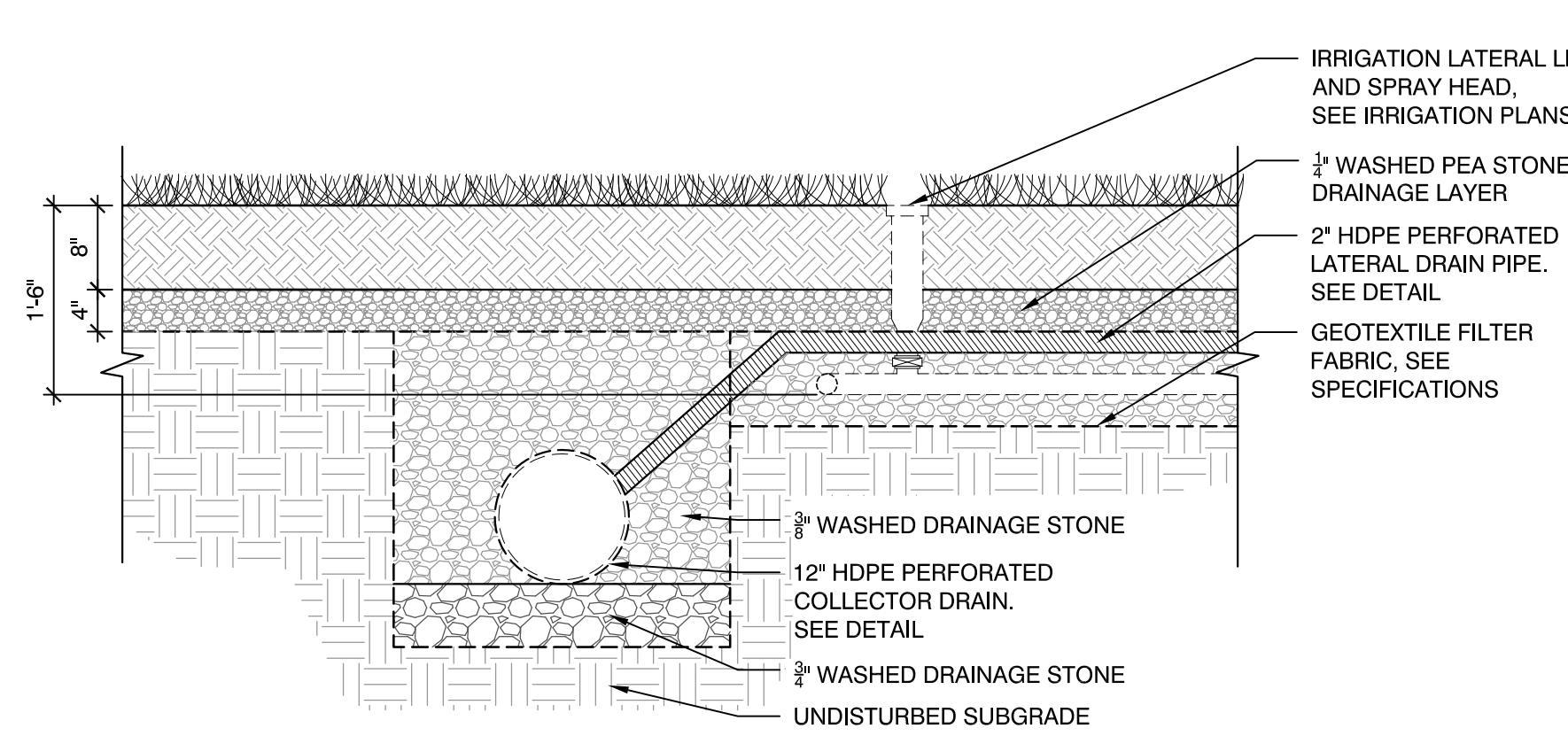




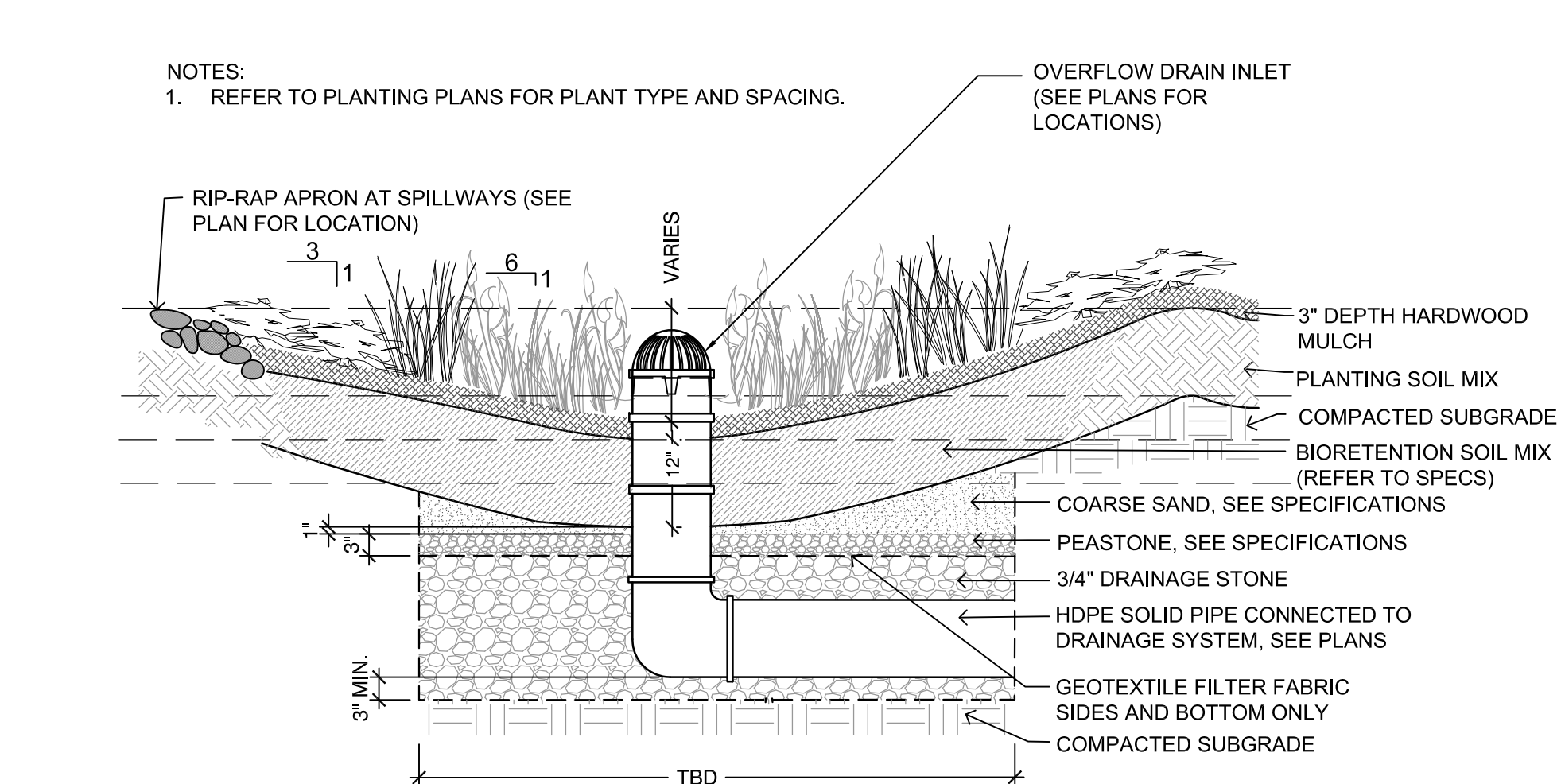
1 12" HDPE COLLECTOR DRAIN LINE AT SOFTBALL FIELD  
SCALE: N.T.S.



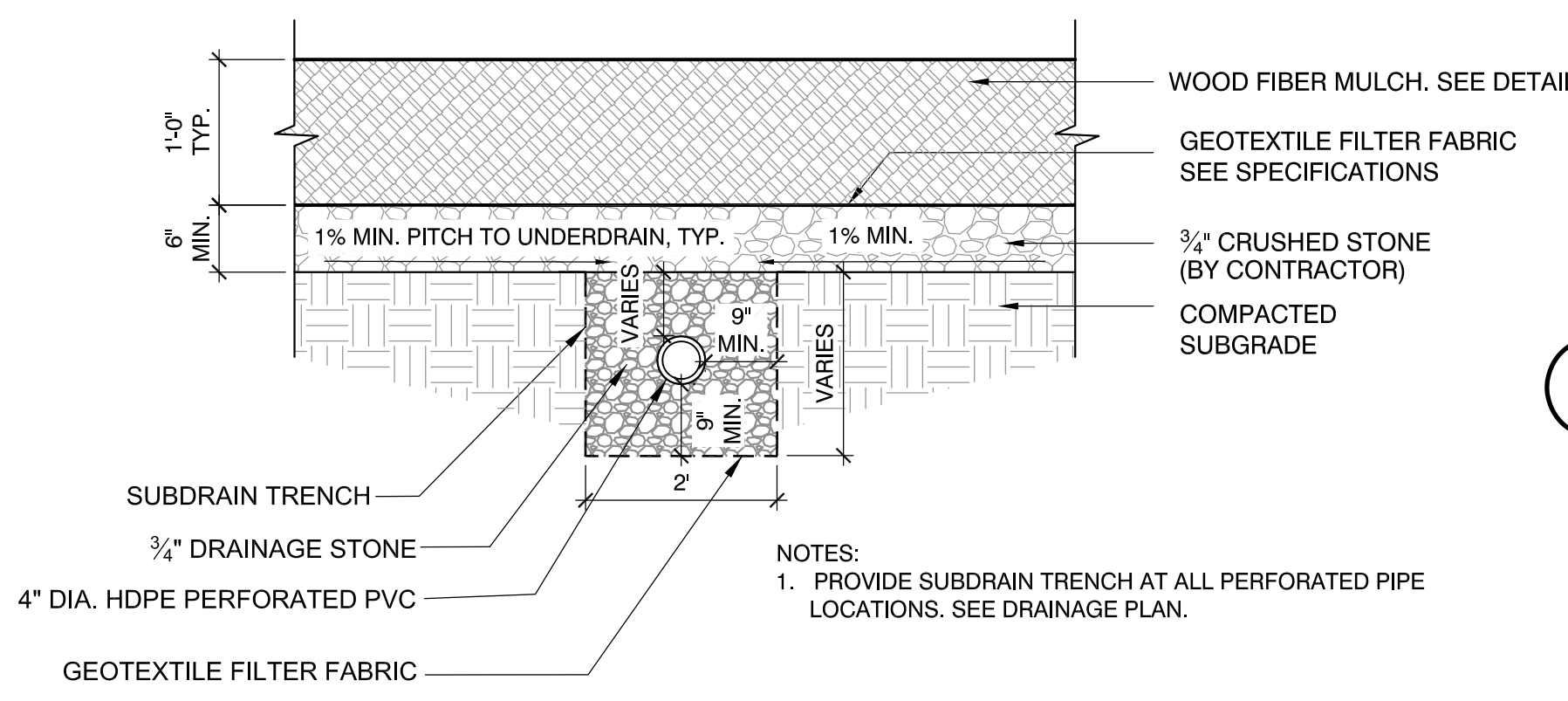
2 2" HDPE PERFORATED LATERAL DRAIN  
SCALE: N.T.S.



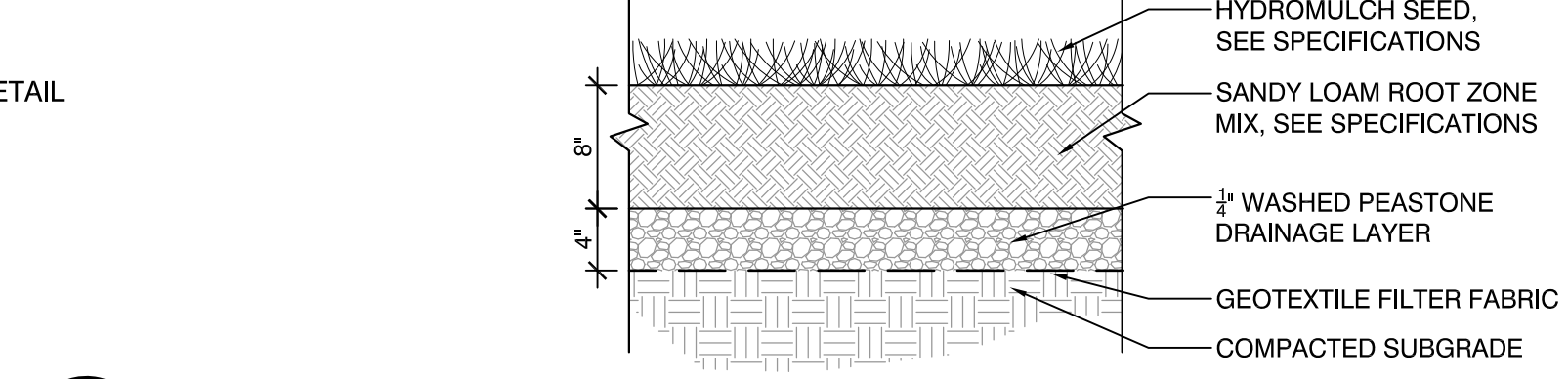
3 COLLECTOR DRAIN / LATERAL DRAIN CONNECTION  
SCALE: N.T.S.



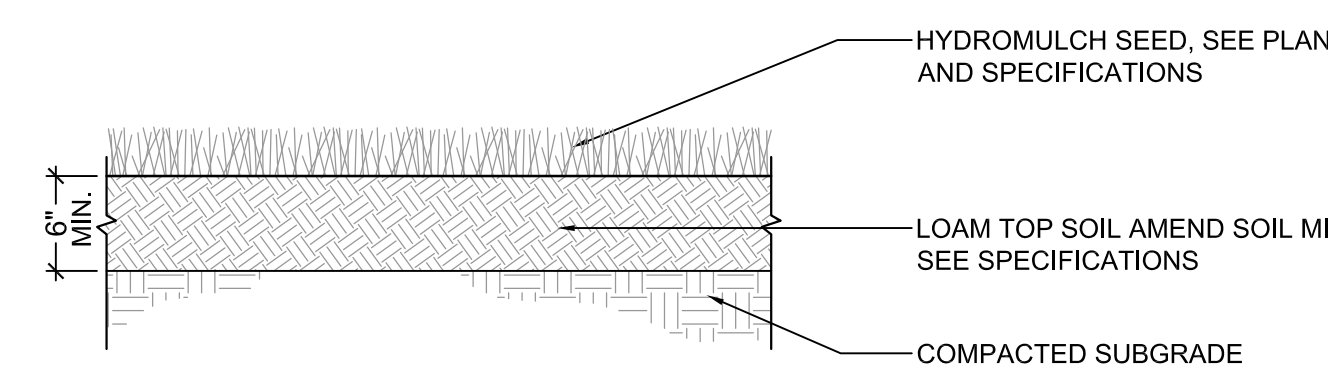
4 RAIN GARDEN DETAIL  
SCALE: N.T.S.



5 LATERAL DRAIN AT WOOD FIBER MULCH  
SCALE: N.T.S.

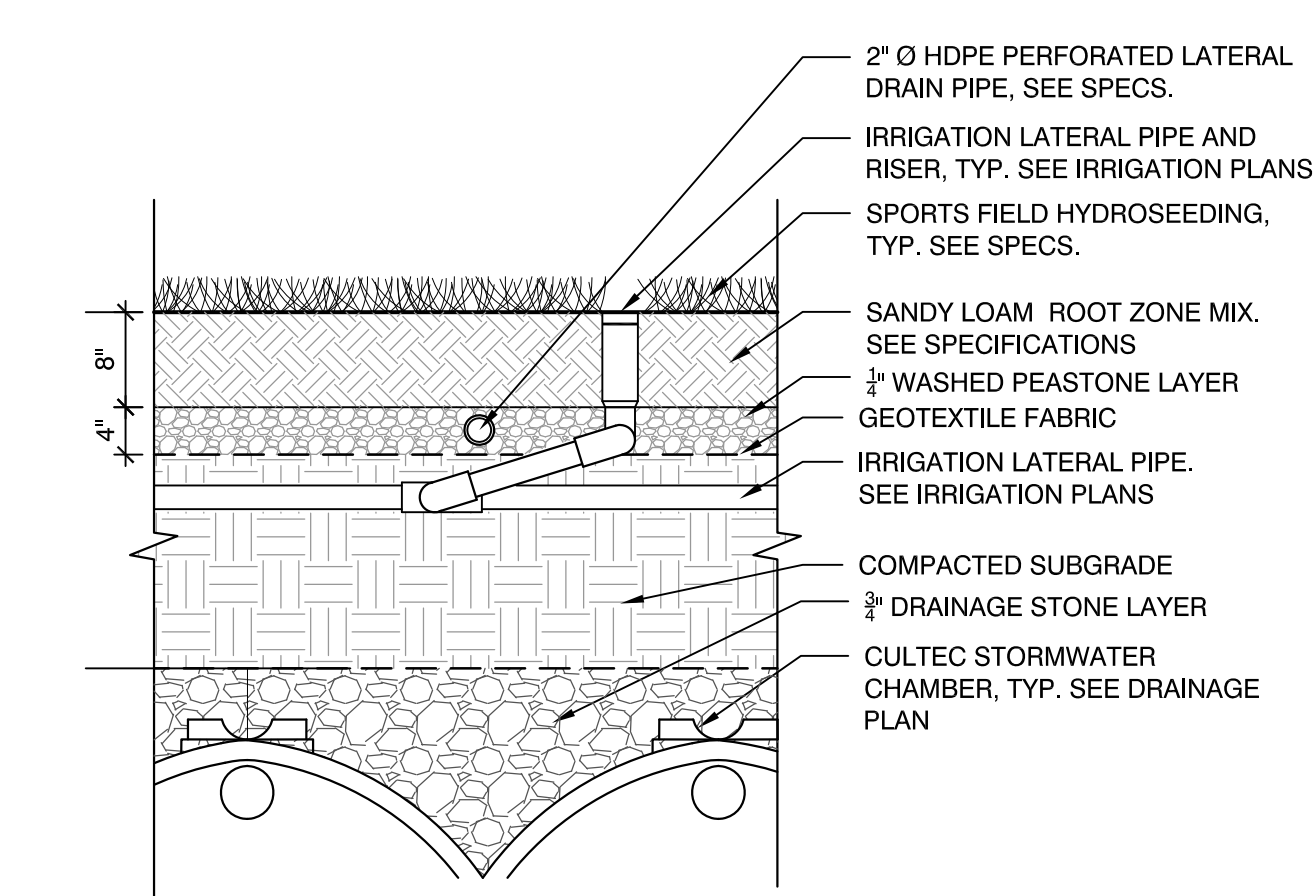


6 ROOT ZONE MIX AT SOFTBALL FIELD  
SCALE: N.T.S.

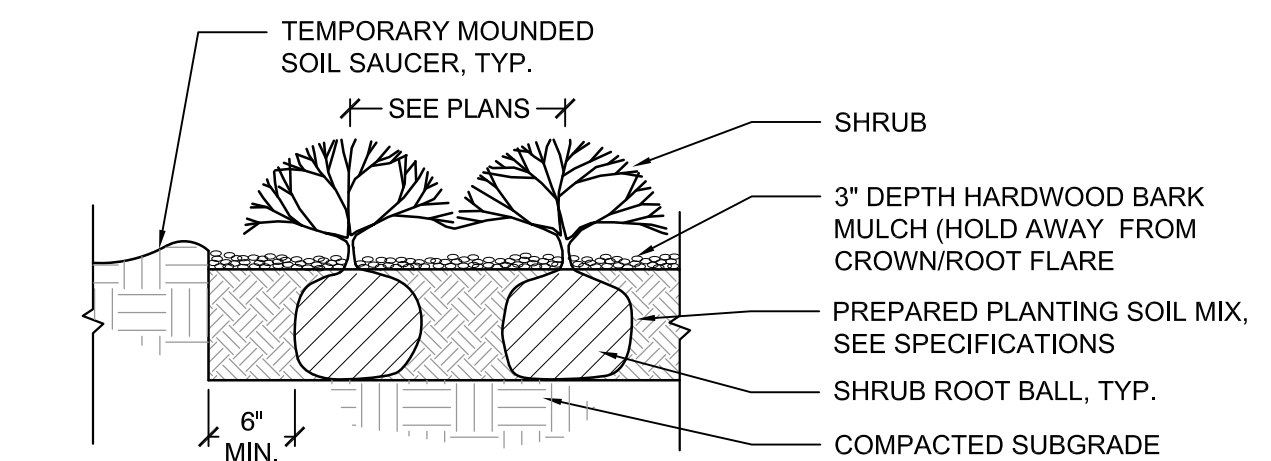


7 LOAM AND SEED  
SCALE: N.T.S.

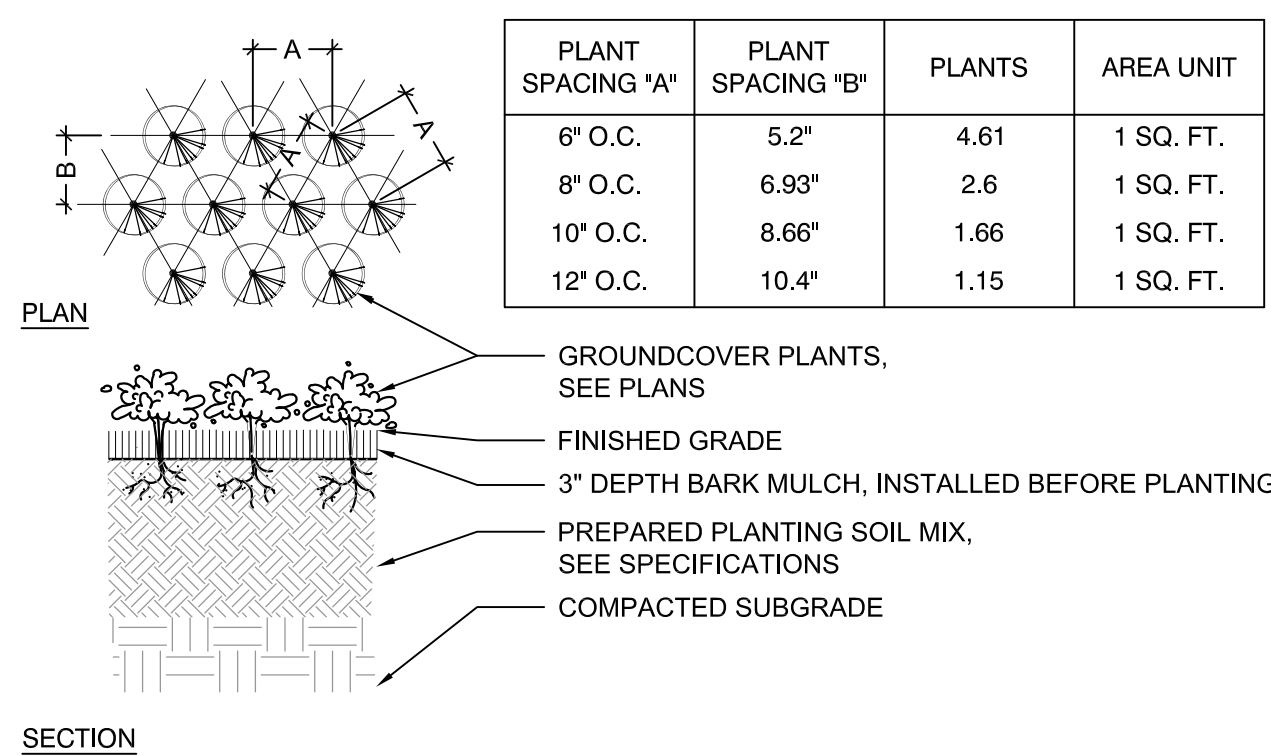
8 INTENTIONALLY LEFT BLANK  
SCALE: N.T.S.



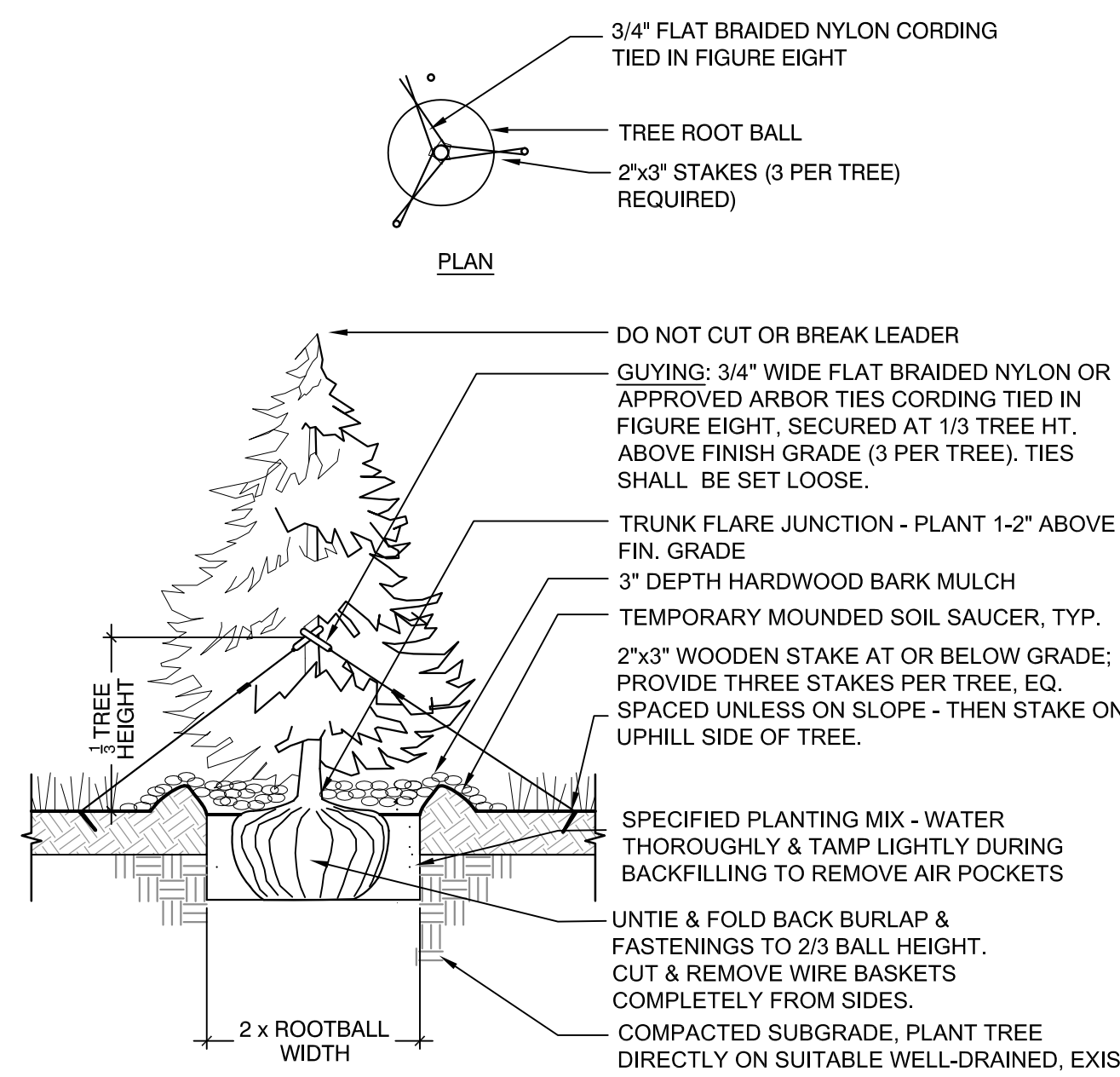
10 SOIL PROFILE OVER CHAMBERS  
SCALE: N.T.S.



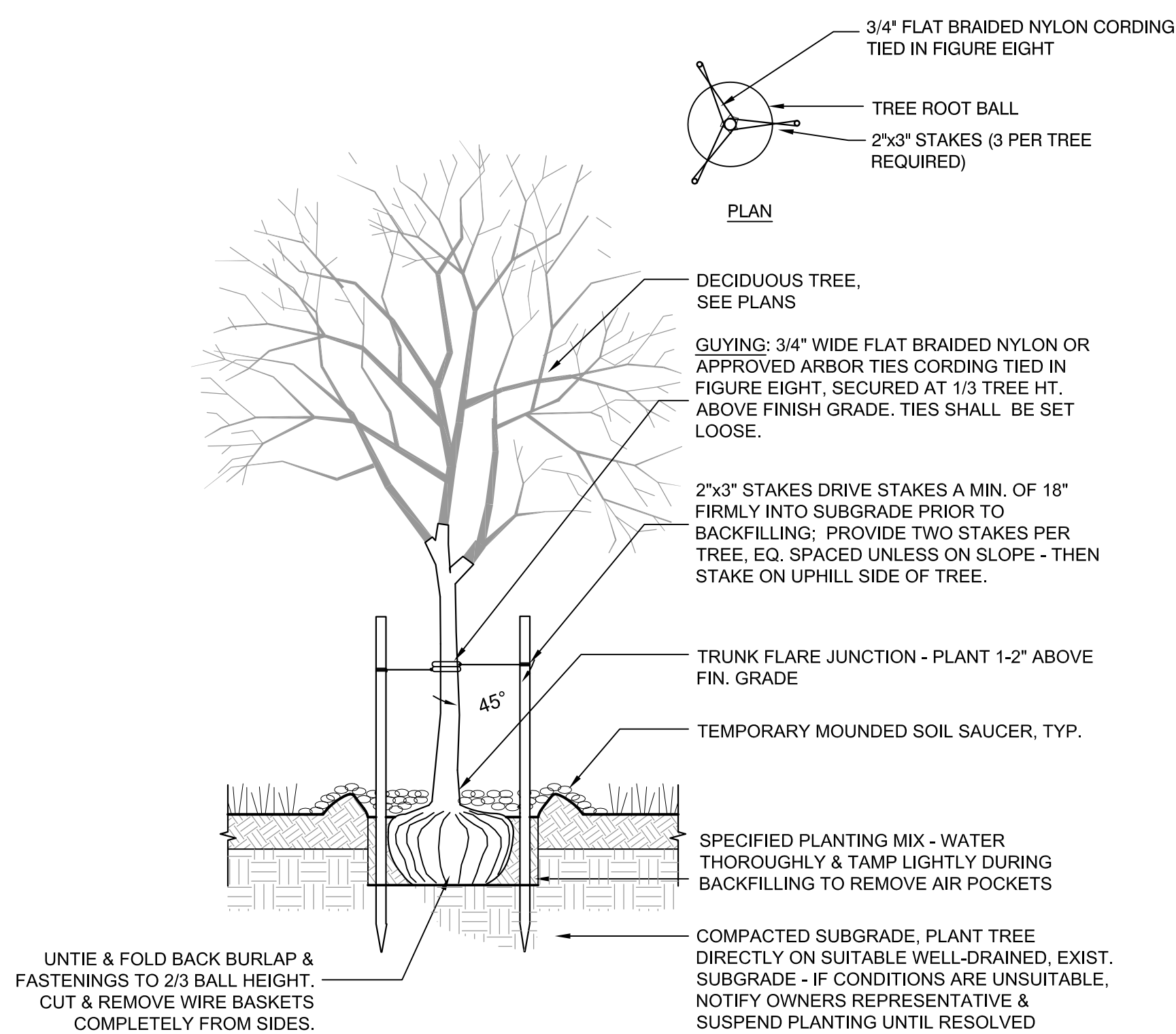
9 SHRUB PLANTING  
SCALE: N.T.S.



11 GROUNDCOVER PLANTING  
SCALE: N.T.S.




12 TREE PLANTING AND STAKING - EVERGREEN  
SCALE: N.T.S.



13 TREE PLANTING AND STAKING- DECIDUOUS  
SCALE: N.T.S.

Project:

**CITY OF SOMERVILLE**



LINCOLN PARK  
290 Washington Street  
Somerville, MA 02143

  
Weston&Sampson's  
DESIGN STUDIO

85 Devonshire Street, 3rd Floor  
Boston, MA 02109  
(617) 412-4480 (800) Sampson  
www.westonandsampson.com

Consultants:








North:

Revisions:

Rev	Date	Description
1	03/07/16	ADDENDUM #1

Seal:



**CONSTRUCTION DOCUMENTS**

Date: 02.24.2016

Scale: AS SHOWN

Drawn By: CCC/EJA/MBE

Reviewed By: BMK

Checked By:

Approved By: CFR

Drawing Title:

**CONSTRUCTION DETAILS**

Sheet Number:

**L8.02**

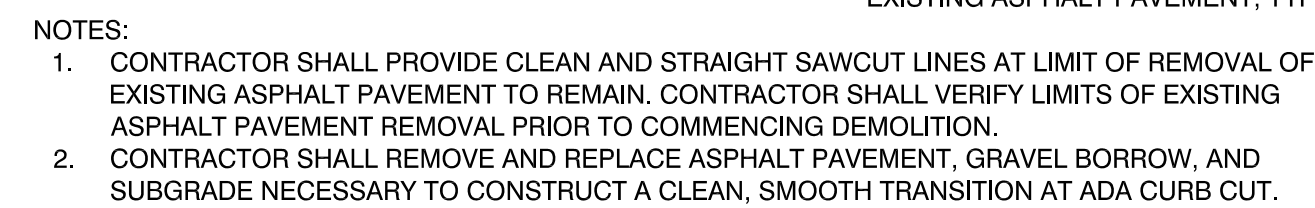




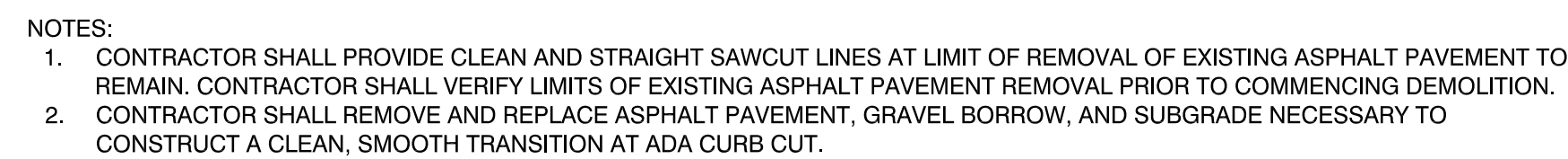








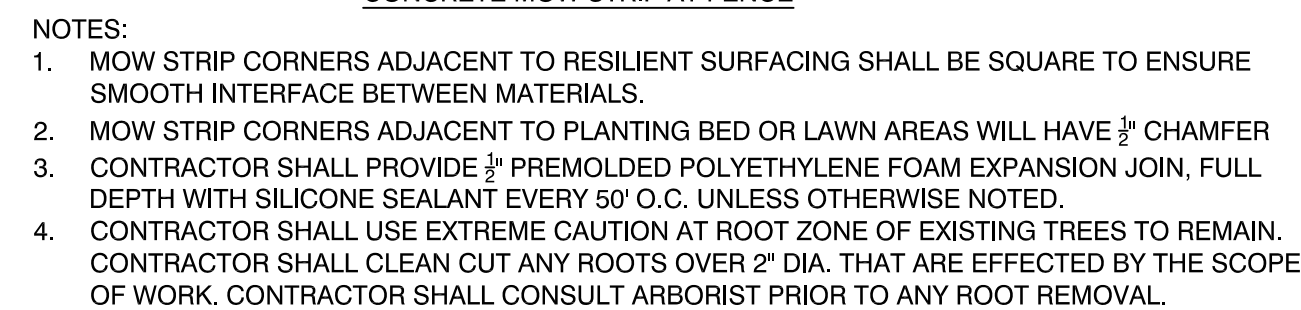
SCALE: N.T.S.



SCALE: N.T.S.



SCALE: N.T.S.



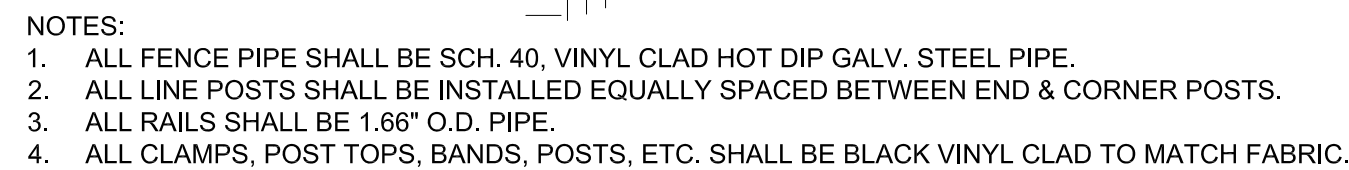
SCALE: N.T.S.



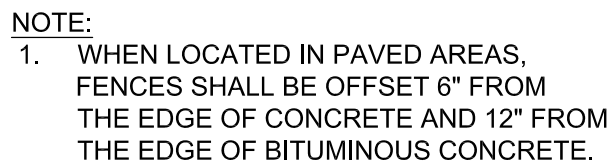
Sheet Number:

**L8.05**

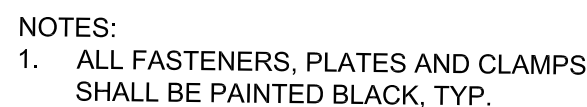




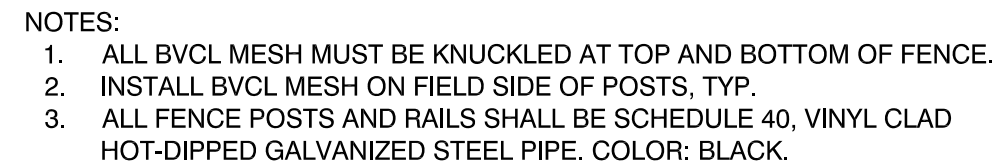
## SCALE: N.T.S.



## SCALE: N.T.S.



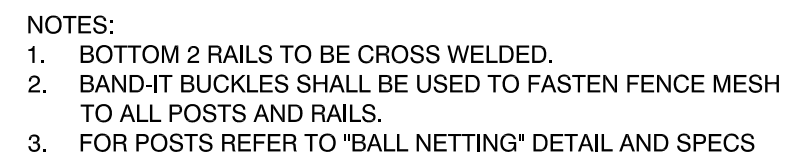
## SCALE: N.T.S.



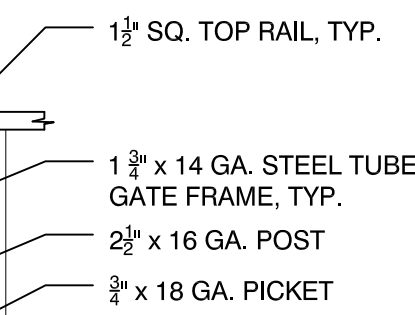
## SCALE: N.T.S.



## SCALE: N.T.S.



## SCALE: N.T.S.



## SCALE: N.T.S.



Revisions:	
Date	Description
03/07/16	ADDENDUM #1

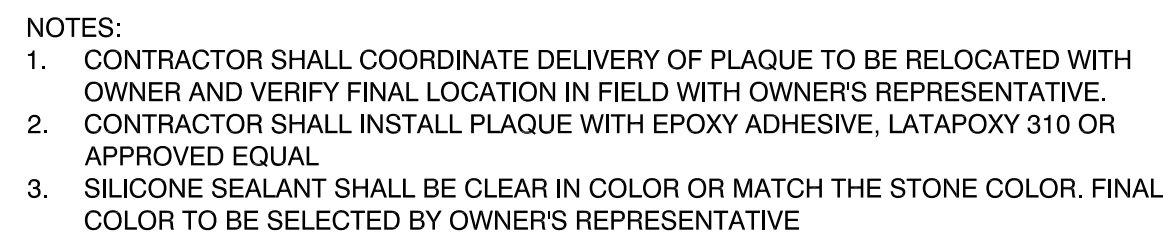


Date:	02.24.2016
Scale:	AS SHOWN
Drawn By:	CCC/EJA/MBE
Reviewed By:	BMK
Checked By:	
Approved By:	CFR

Sheet Number:

**L8.06**





## SCALE: N.T.S.



## SCALE: N.T.S.



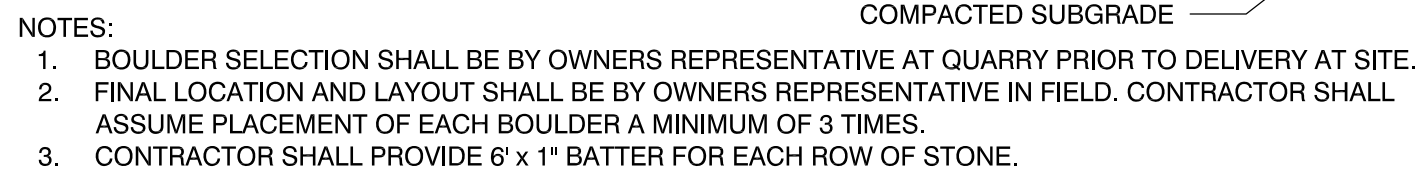
SCALE: N.T.S.



SCALE: N.T.S.



## SCALE: N.T.S.



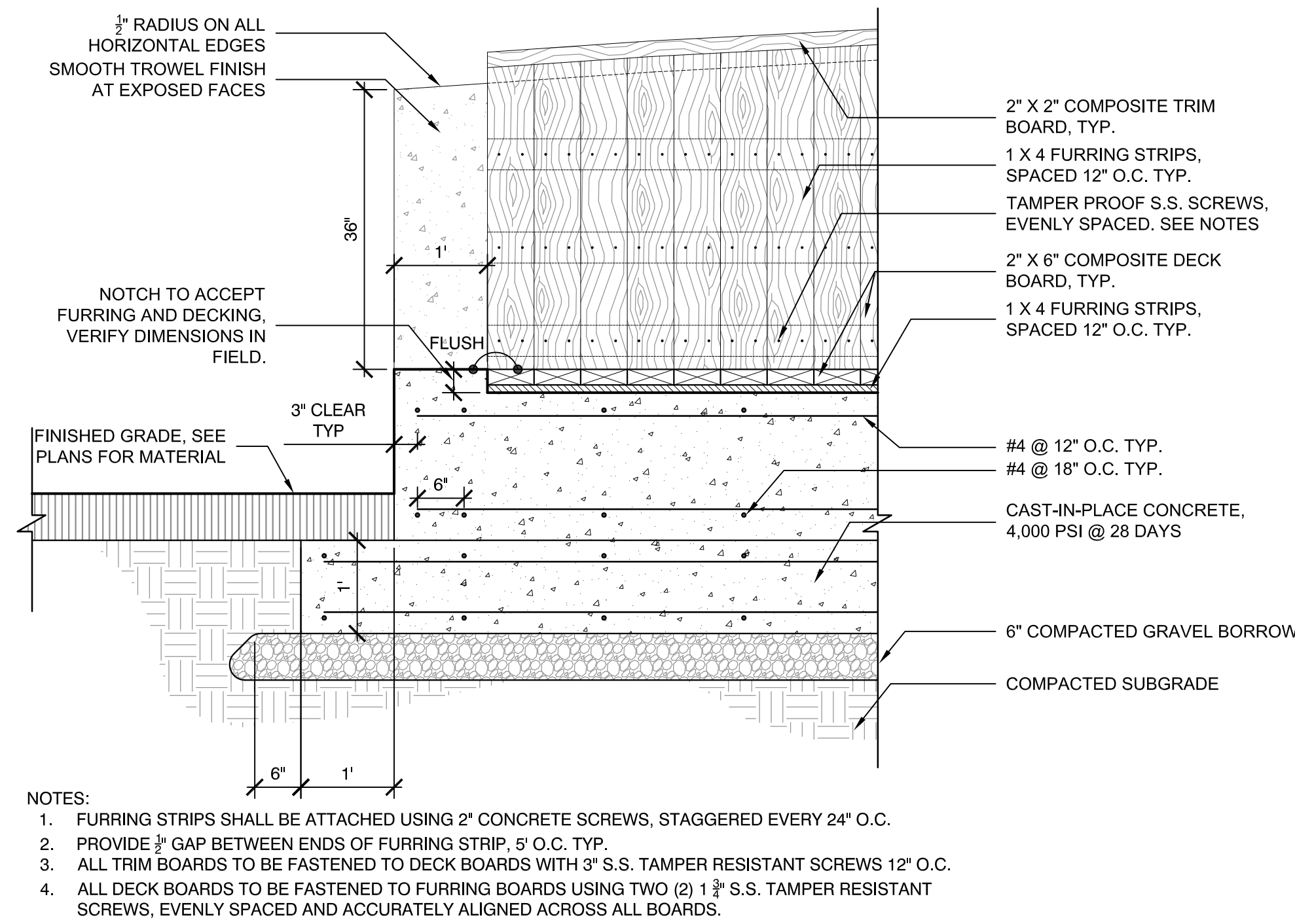
## SCALE: N.T.S.



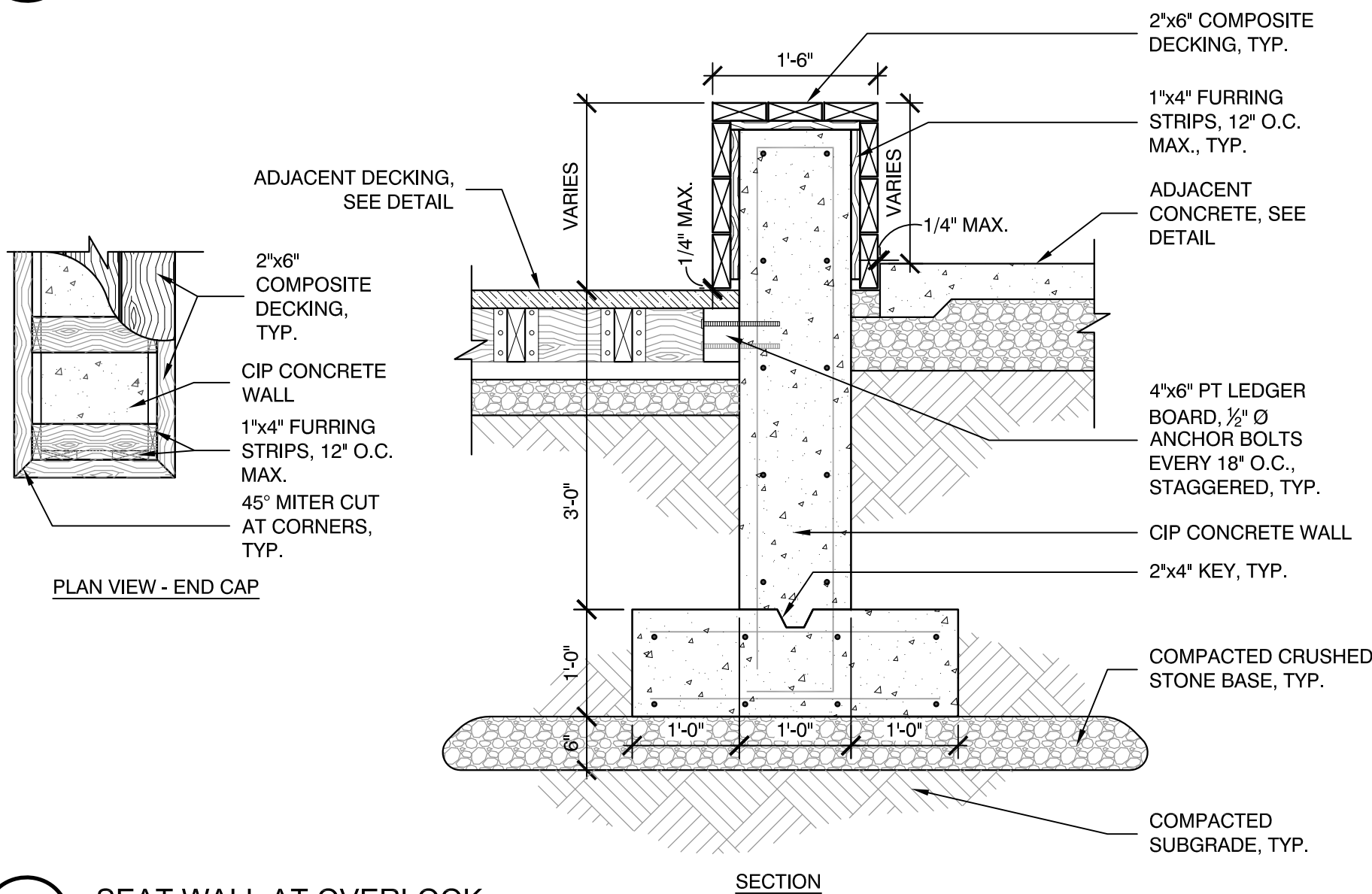
North:

Seal:

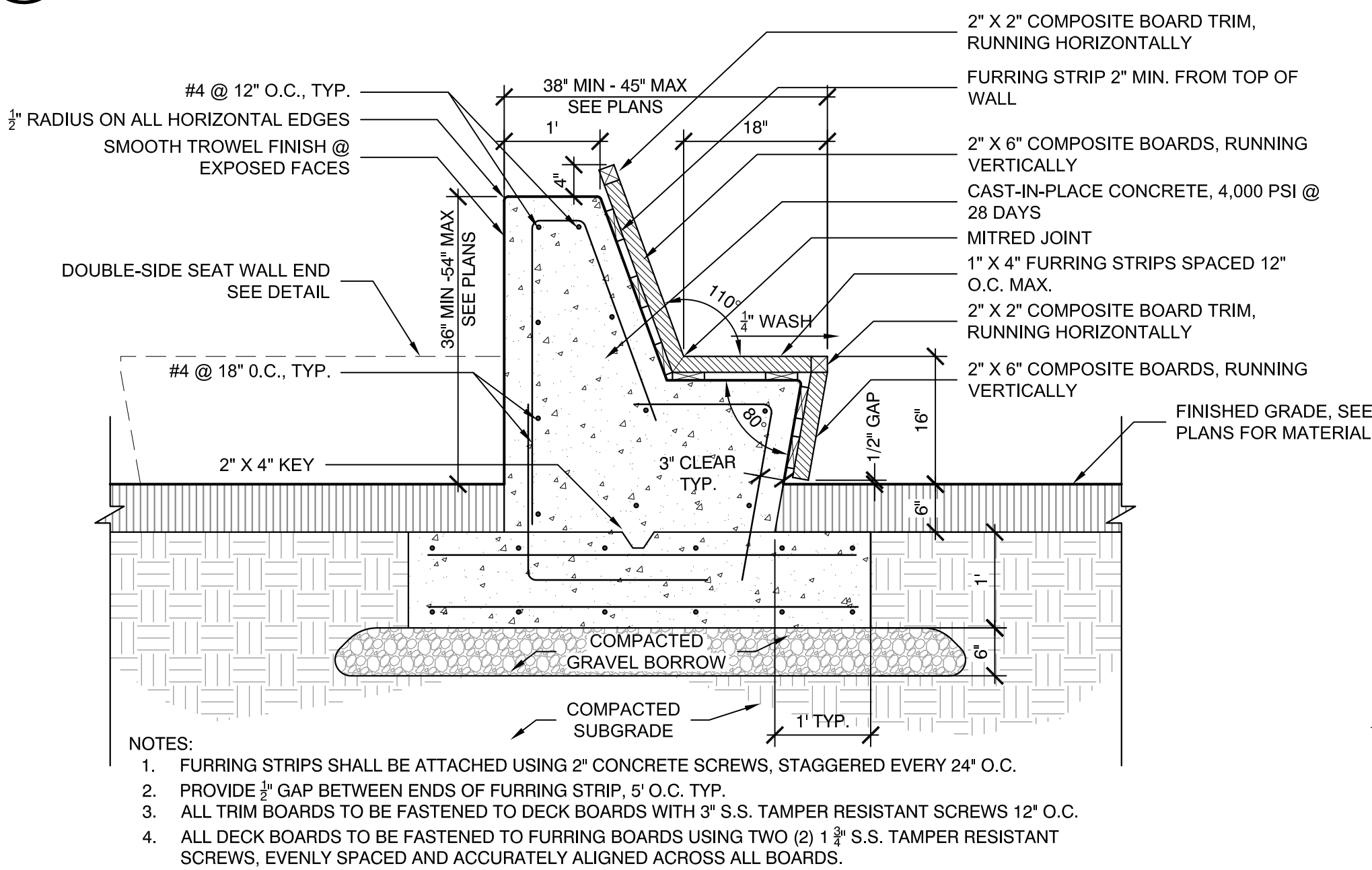




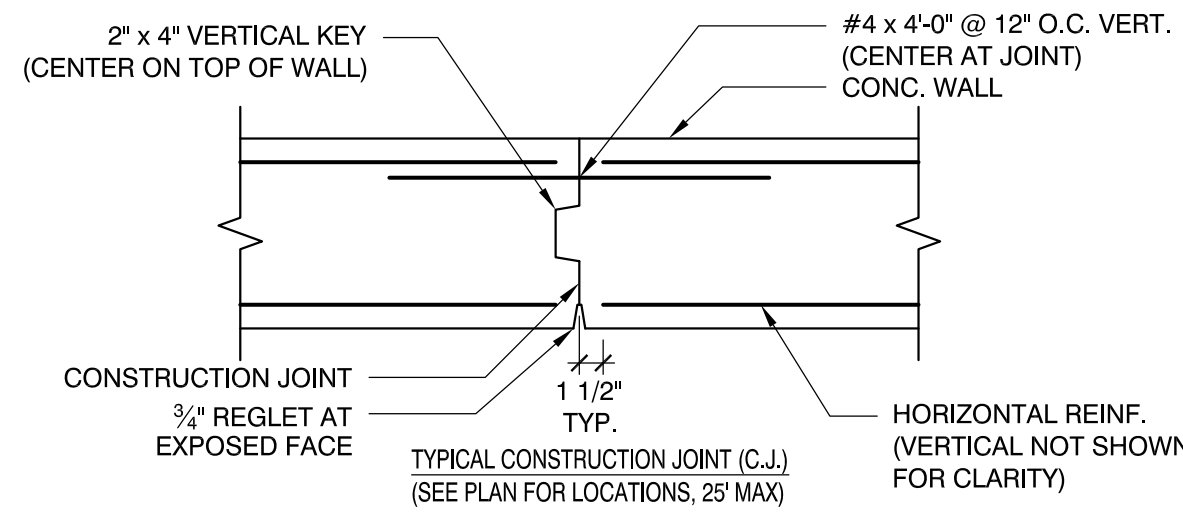
**1 CONCRETE SEAT WALL WITH DECK VENEER- FRONT SECTION**  
SCALE: N.T.S.



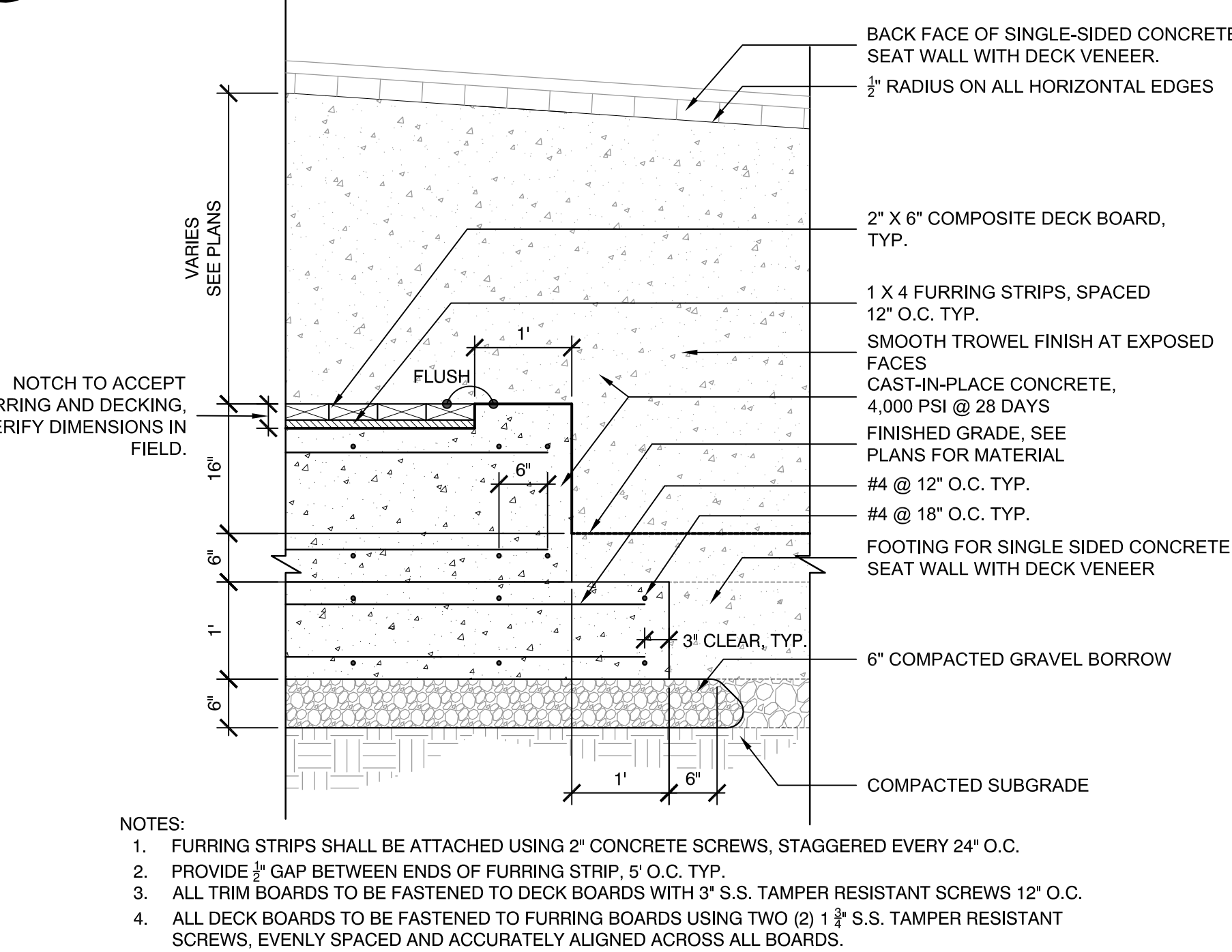
**2 SEAT WALL AT OVERLOOK**  
SCALE: N.T.S.



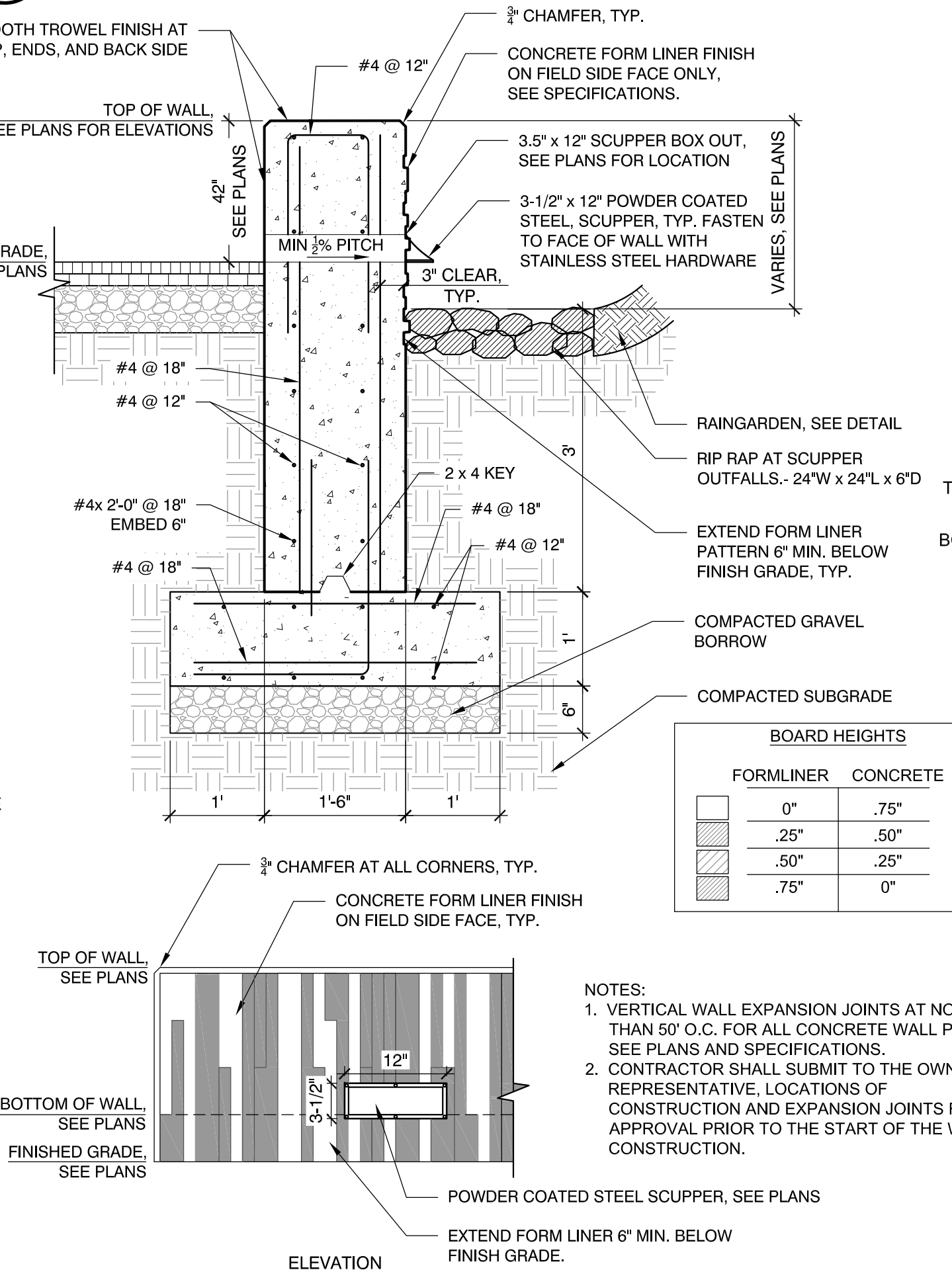
**3 CONCRETE SEAT WALL WITH DECK VENEER- SIDE SECTION**  
SCALE: N.T.S.



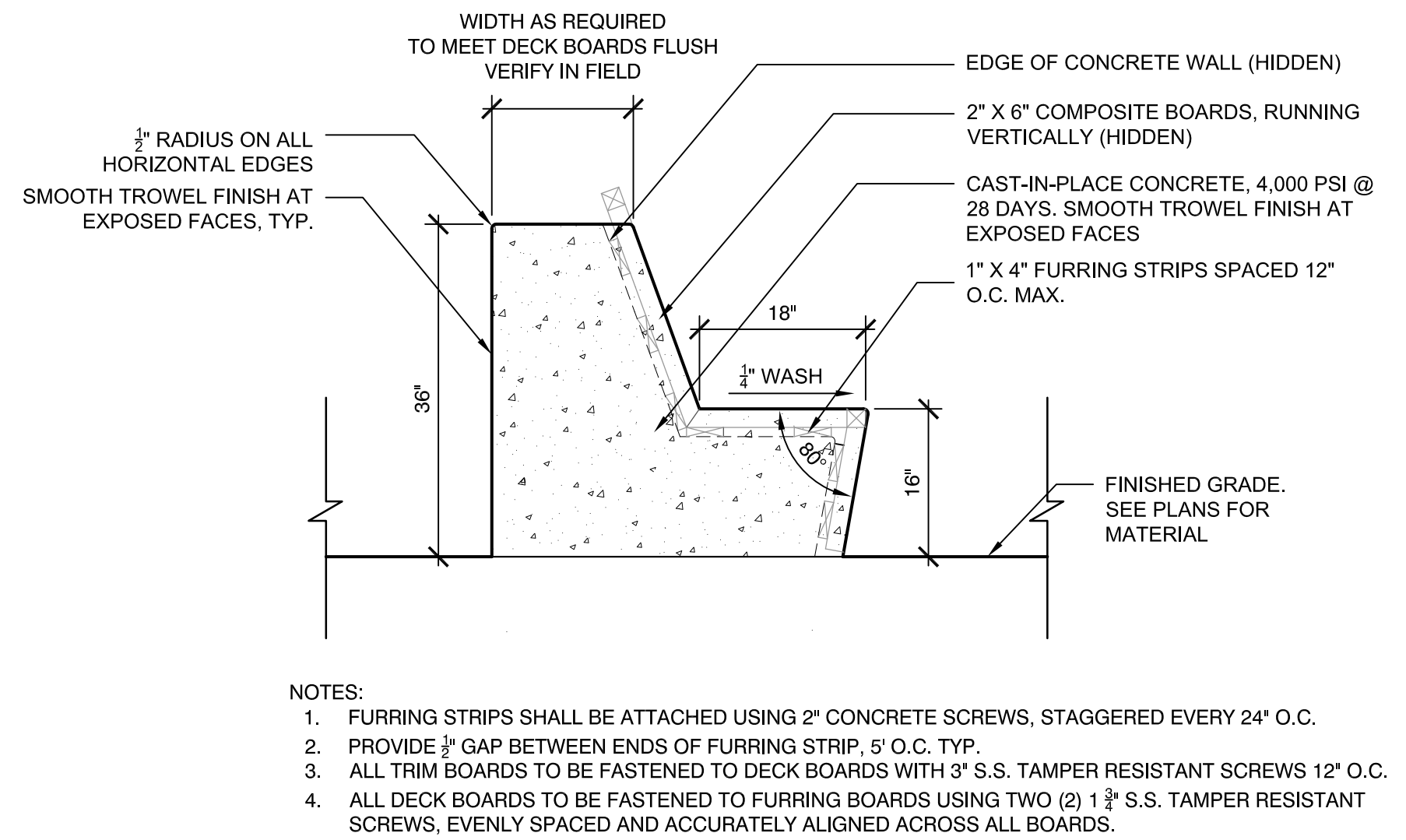
**4 CAST-IN-PLACE WALL EXPANSION JOINT**  
SCALE: N.T.S.



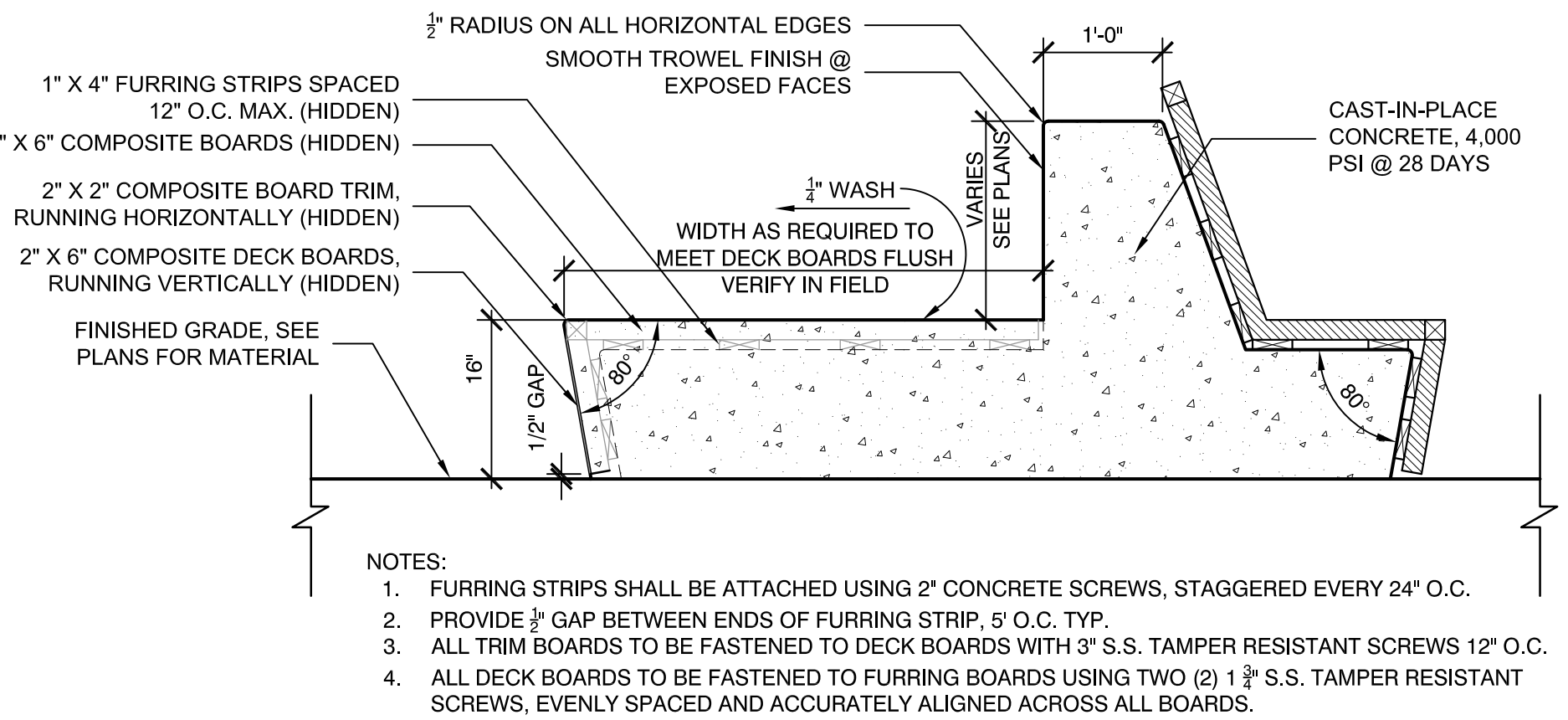
**5 CONCRETE SEAT WALL WITH DECK VENEER- BACK SECTION**  
SCALE: N.T.S.



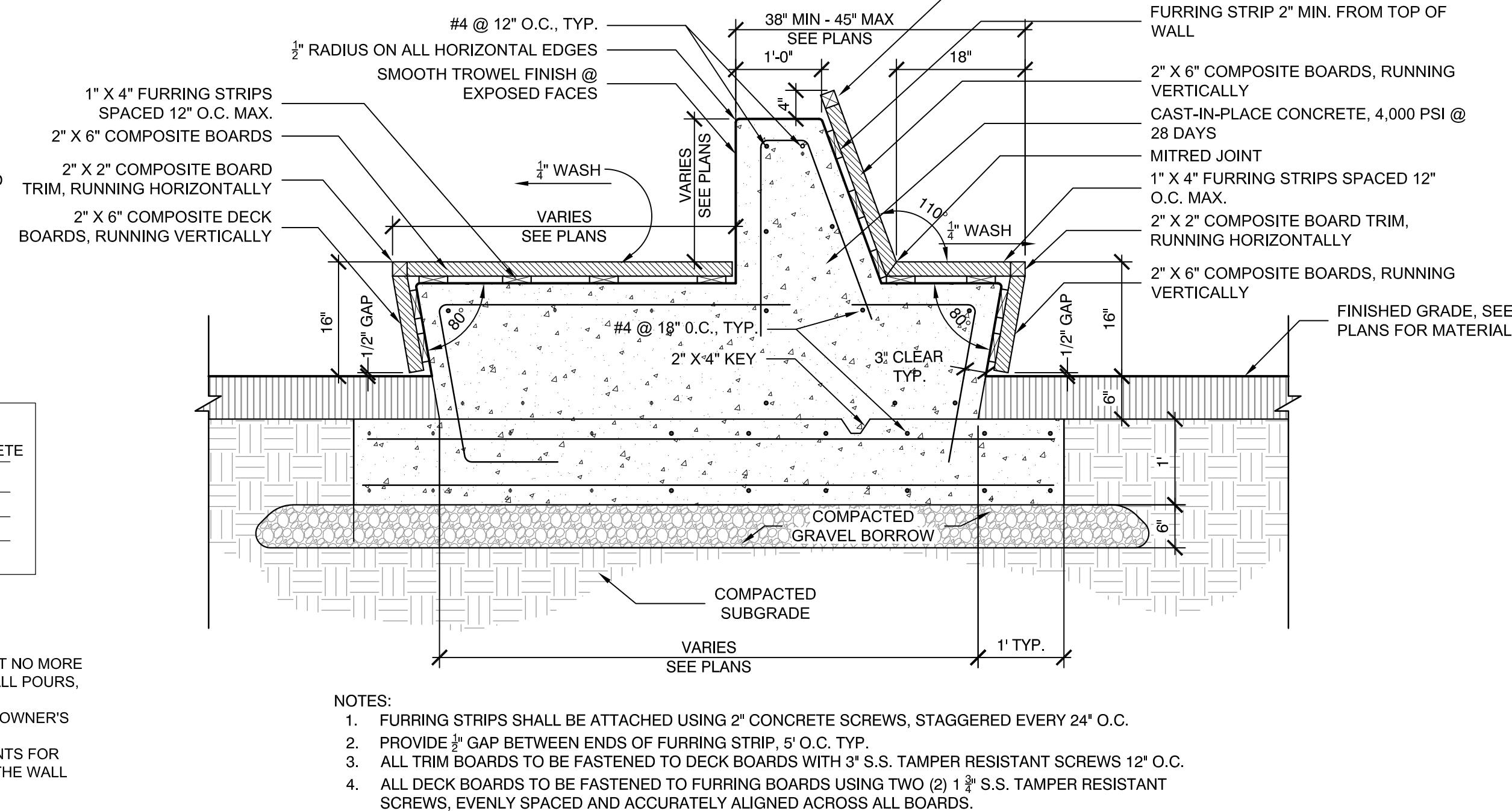
**6 CONCRETE RETAINING WALLS WITH SCUPPERS**  
SCALE: N.T.S.



**7 CONCRETE SEAT WALL WITH DECK VENEER- END SECTION**  
SCALE: N.T.S.

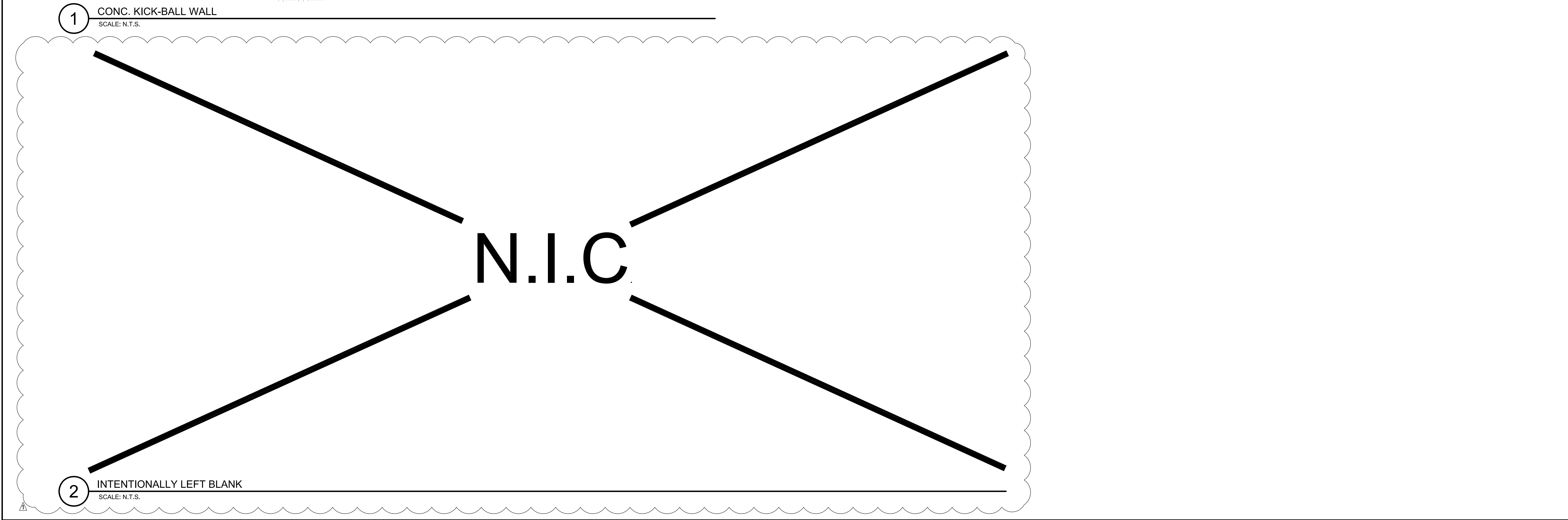
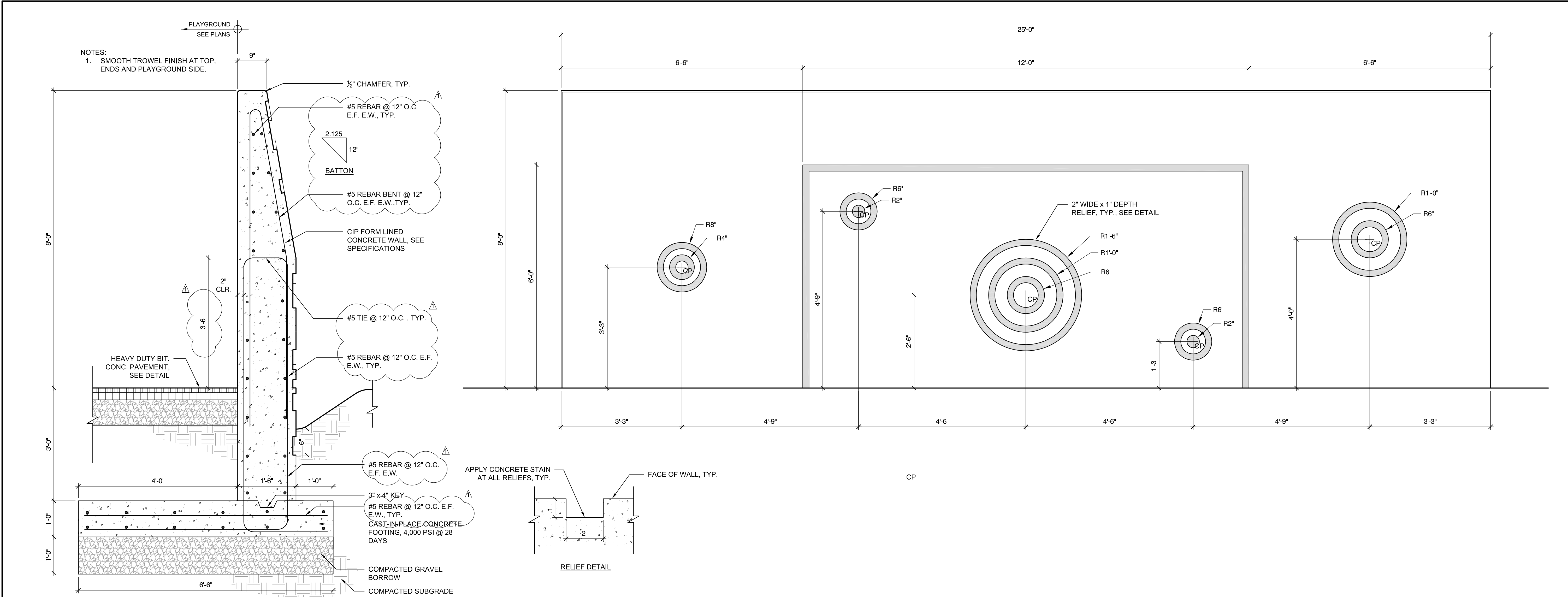


**8 CONCRETE SEAT WALL WITH DECK VENEER- DOUBLE SIDED END SECTION**  
SCALE: N.T.S.




**9 CONCRETE SEAT WALL WITH DECK VENEER- DOUBLE SIDED SECTION**  
SCALE: N.T.S.





Project:

**CITY OF SOMERVILLE**



LINCOLN PARK  
290 Washington Street  
Somerville, MA 02143

**Spurr**  
Weston & Sampson's  
DESIGN STUDIO

85 Devonshire Street, 3rd Floor  
Boston, MA 02109  
(617) 412-4480 (800) Sampson  
www.westonandsampson.com

Consultants:

**Weston & Sampson.**


**Irrigation**  
DESIGN GROUP, INC.

North:

Revisions:

Rev	Date	Description
1	03/07/16	ADDENDUM #1

Seal:



**CONSTRUCTION DOCUMENTS**

Date: 02.24.2016

Scale: AS SHOWN

Drawn By: CCC/EJA/MBE

Reviewed By: BMK

Checked By:

Approved By: CFR

Drawing Title:

**CONSTRUCTION DETAILS**

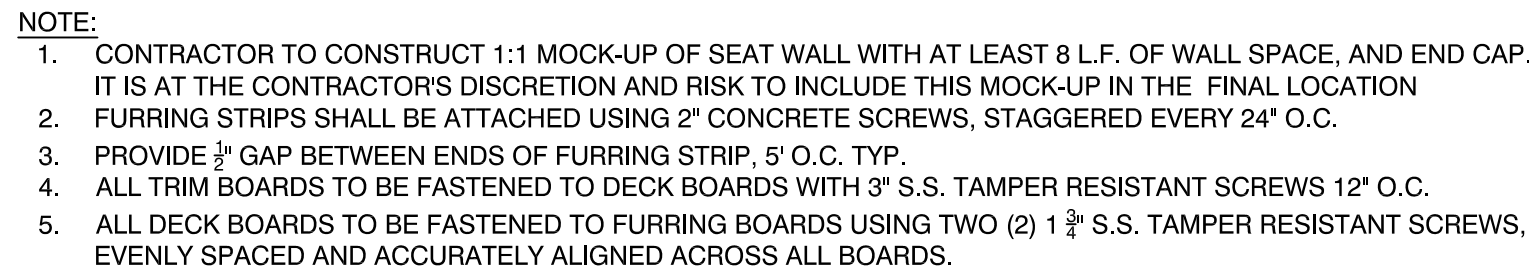
Sheet Number:

**L8.09**

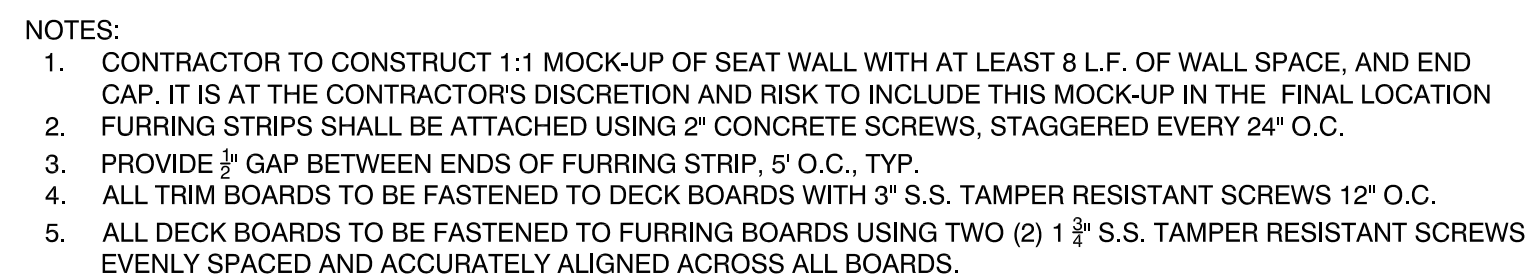








SCALE: N.T.S.



SCALE: N.T.S.

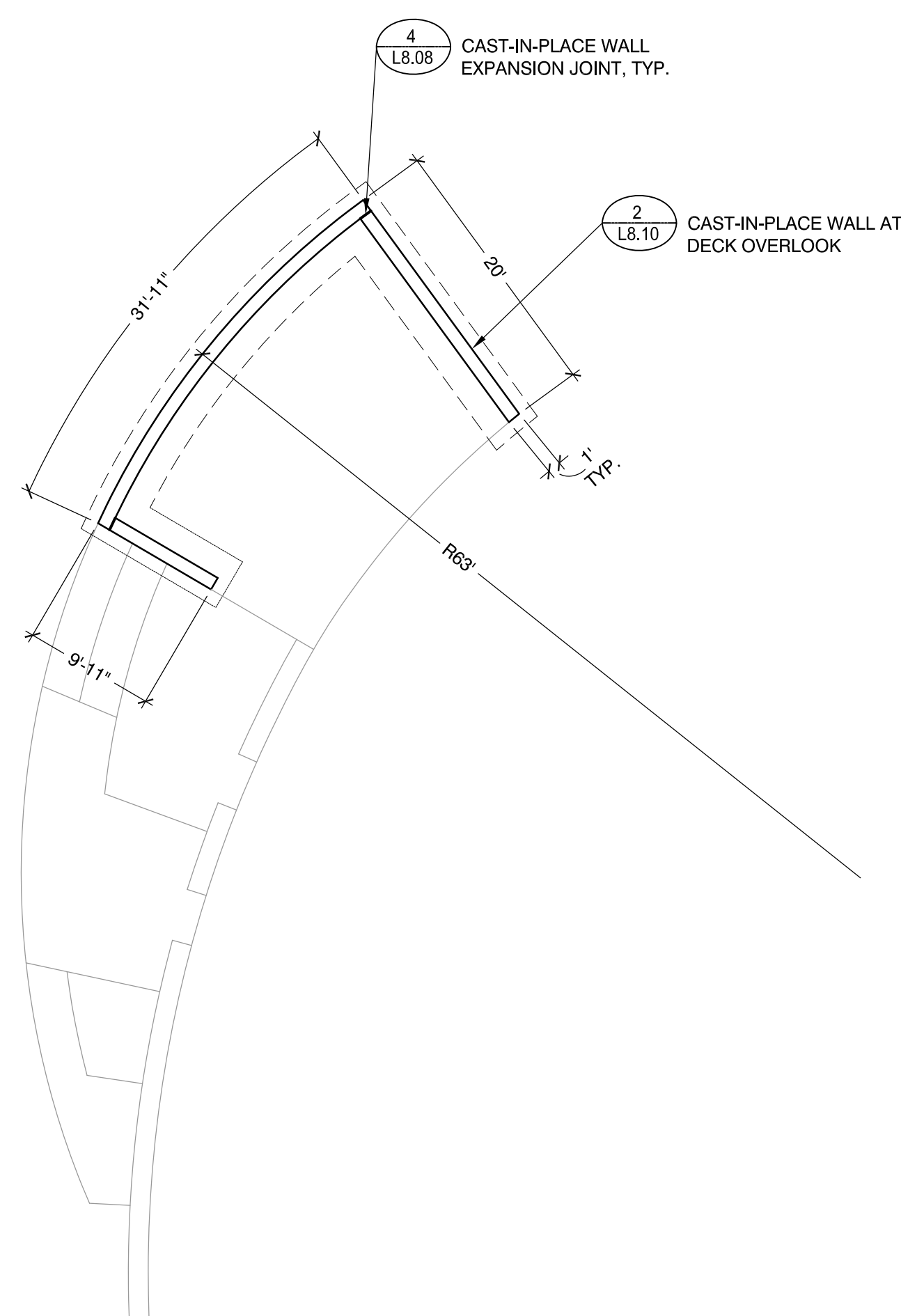
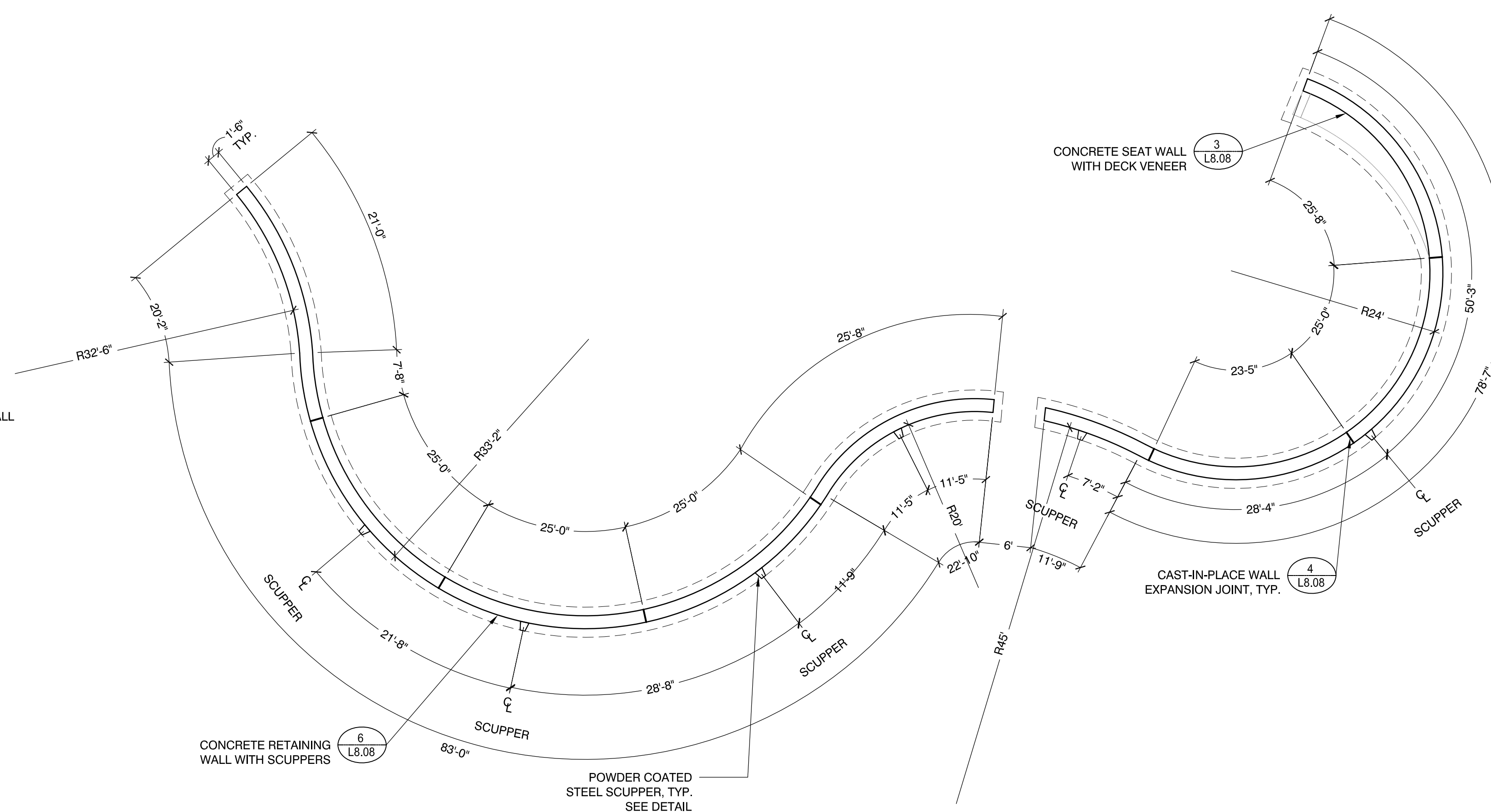
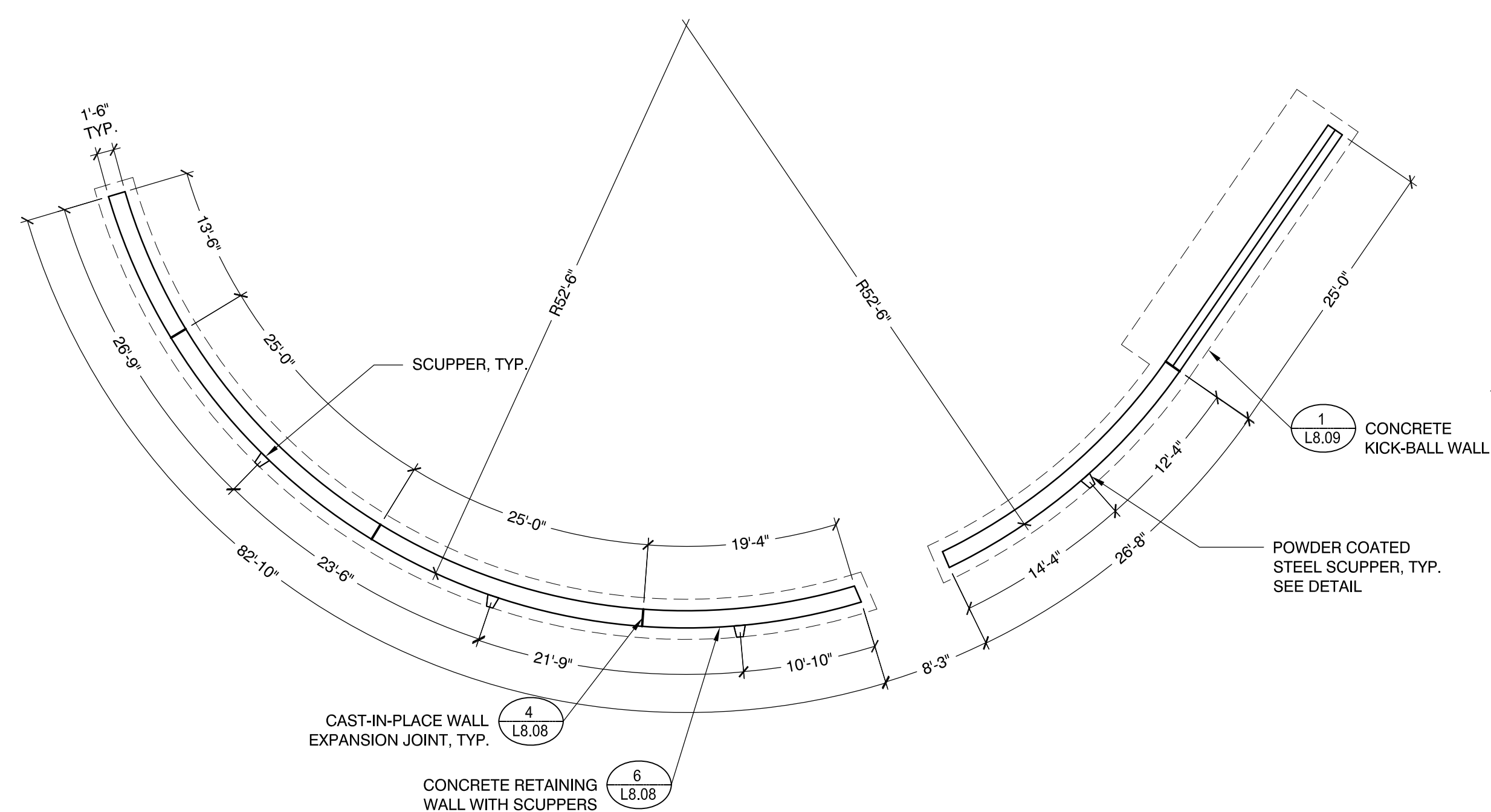


SCALE: N.T.S.

Sheet Number:

**L8.11**





Project:

CITY OF SOMERVILLE



LINCOLN PARK  
290 Washington Street  
Somerville, MA 02143



85 Devonshire Street, 3rd Floor  
Boston, MA 02109  
(617) 412-4480 (800) Sampson  
[www.westonandsampson.com](http://www.westonandsampson.com)


Consultants:

**Weston & Sampson**



North:

Revisions:

Rev	Date	Description
	03/07/16	ADDENDUM #1

Seal:



## CONSTRUCTION DOCUMENTS

Date:	02.24.2016
Scale:	AS SHOWN
Drawn By:	CCC/EJA/ME
Reviewed By:	BMK
Checked By:	
Approved By:	CFR

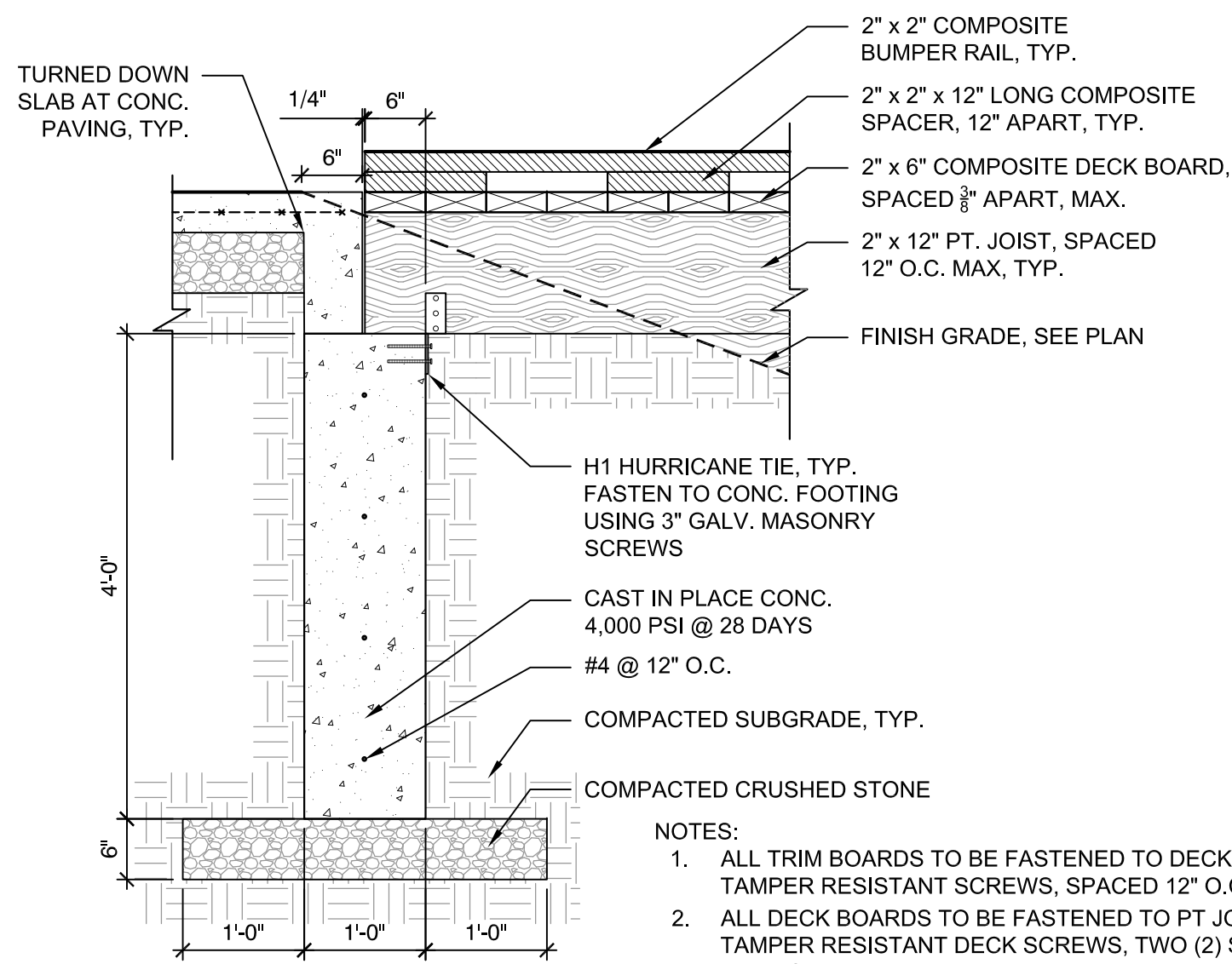
Drawing Title:

## CONSTRUCTION DETAILS

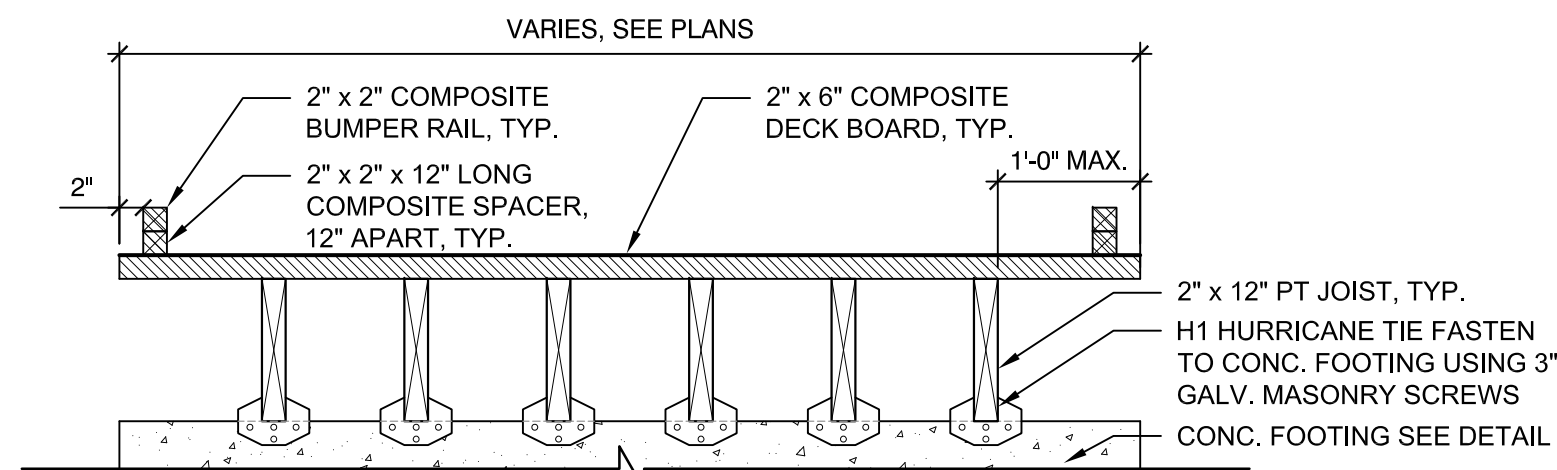
Sheet Number:

## L8.12

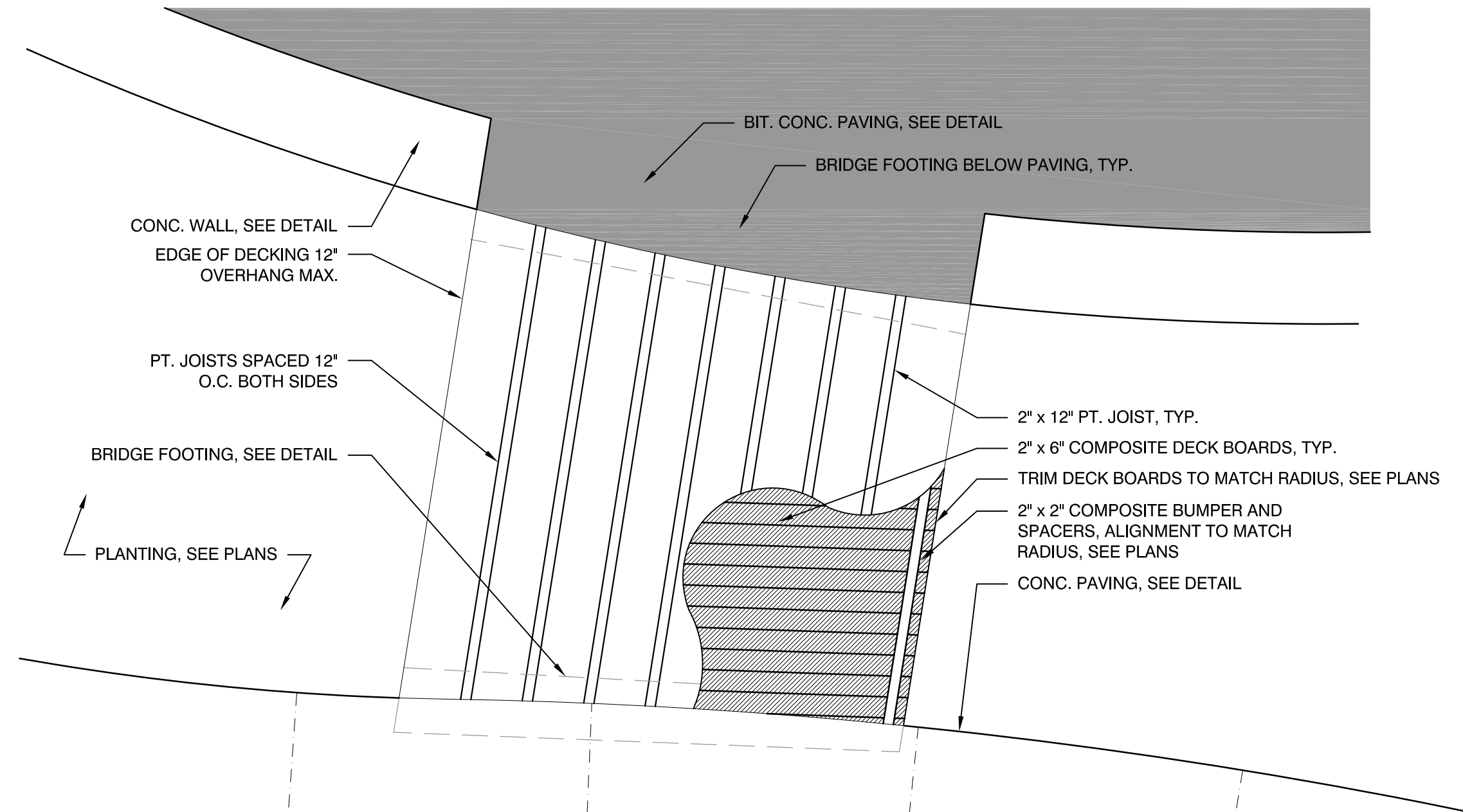




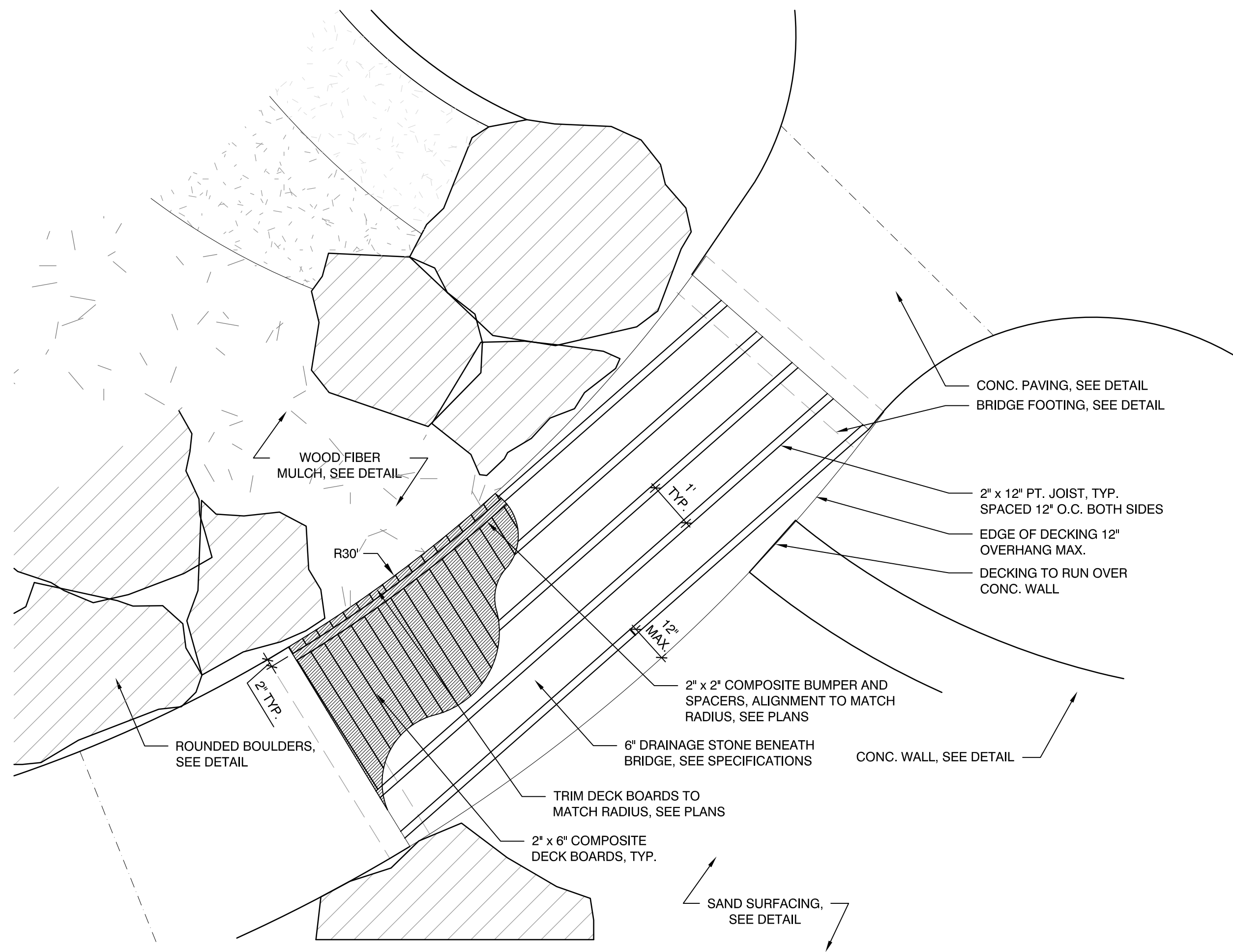
**1** BRIDGE FOOTING DETAIL  
SCALE: N.T.S.



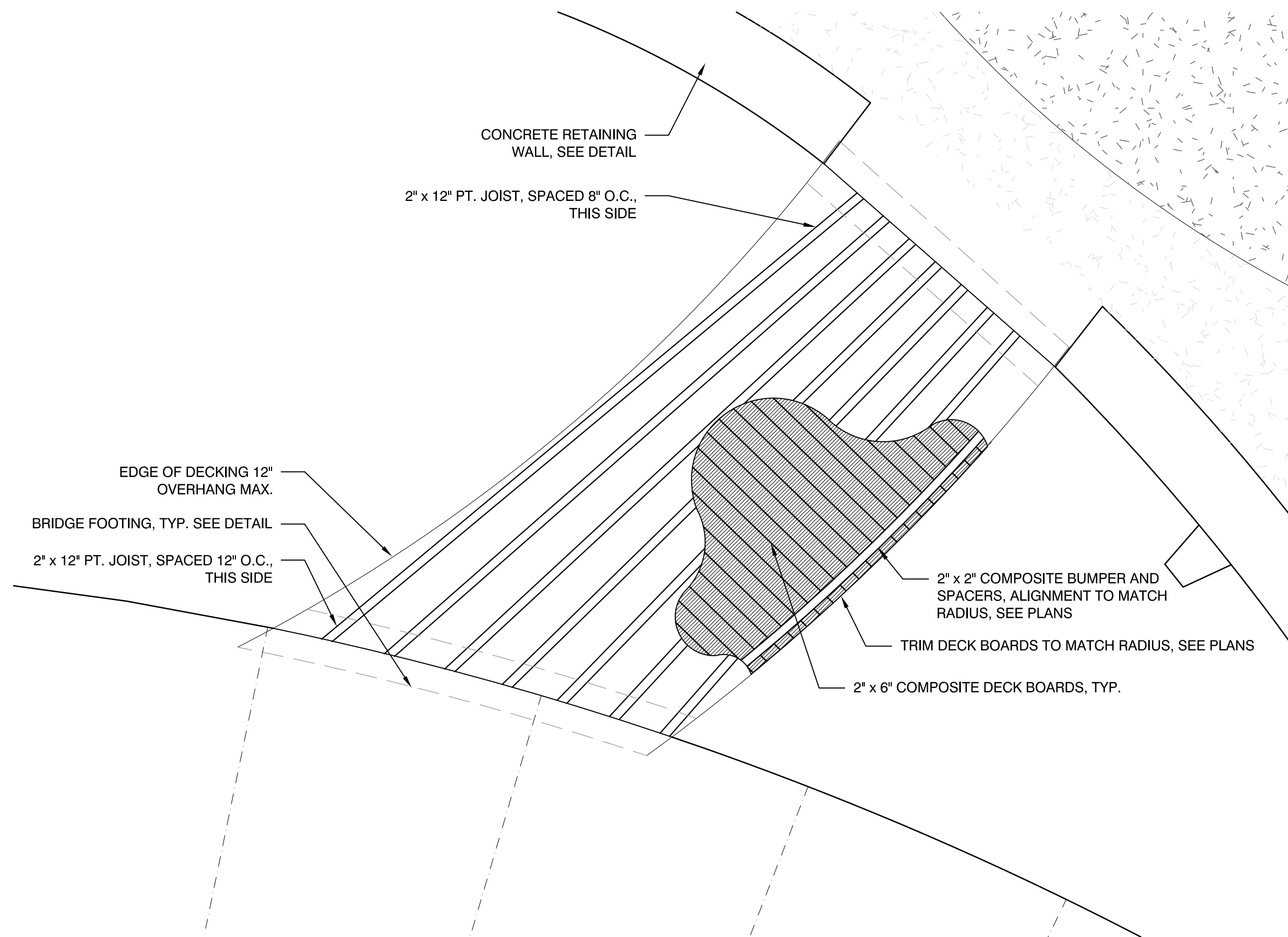
**2** BRIDGE FRAMING DETAIL- TYPICAL  
SCALE: N.T.S.



**3** BRIDGE AT PLAYING COURT FRAMING PLAN  
SCALE: N.T.S.



**4** BRIDGE AT PARK PLAYGROUND FRAMING PLAN  
SCALE: N.T.S.



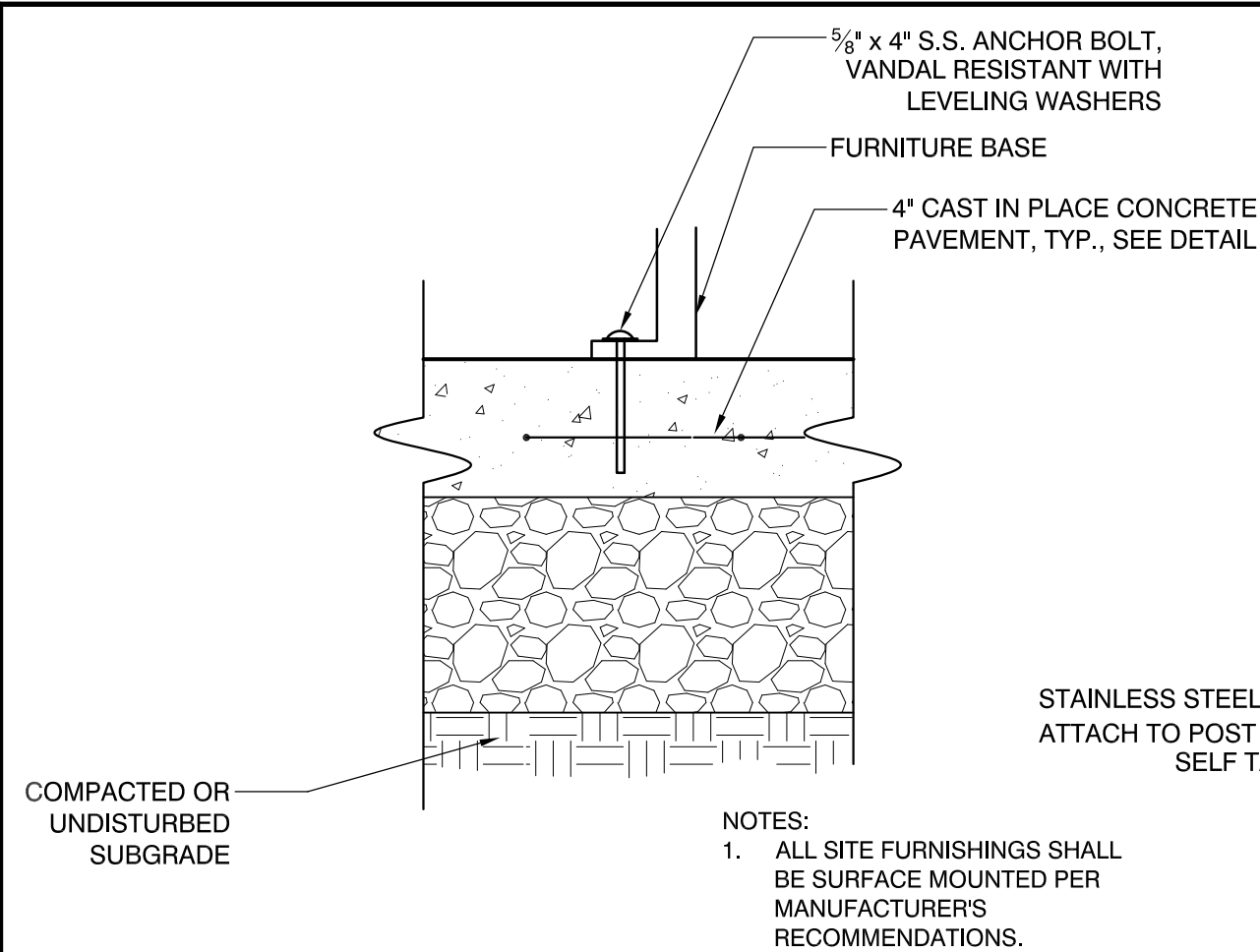
**5** BRIDGE AT SCHOOL PLAYGROUND FRAMING PLAN  
SCALE: N.T.S.

Rev	Date	Description
1	03/07/16	ADDENDUM #1

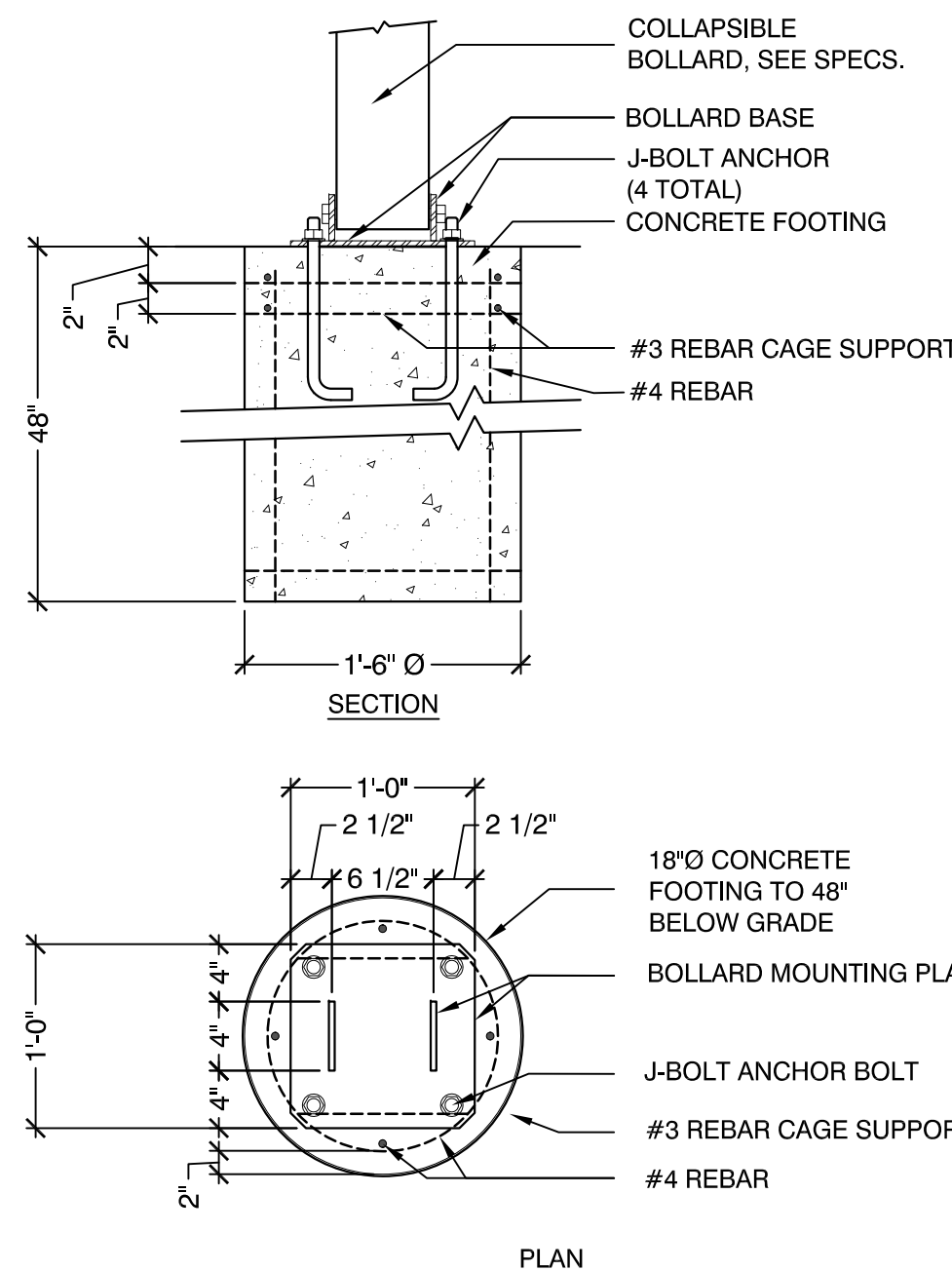


Date:	02.24.2016
Scale:	AS SHOWN
Drawn By:	CCC/EJA/MBE
Reviewed By:	BMK
Checked By:	
Approved By:	CFR

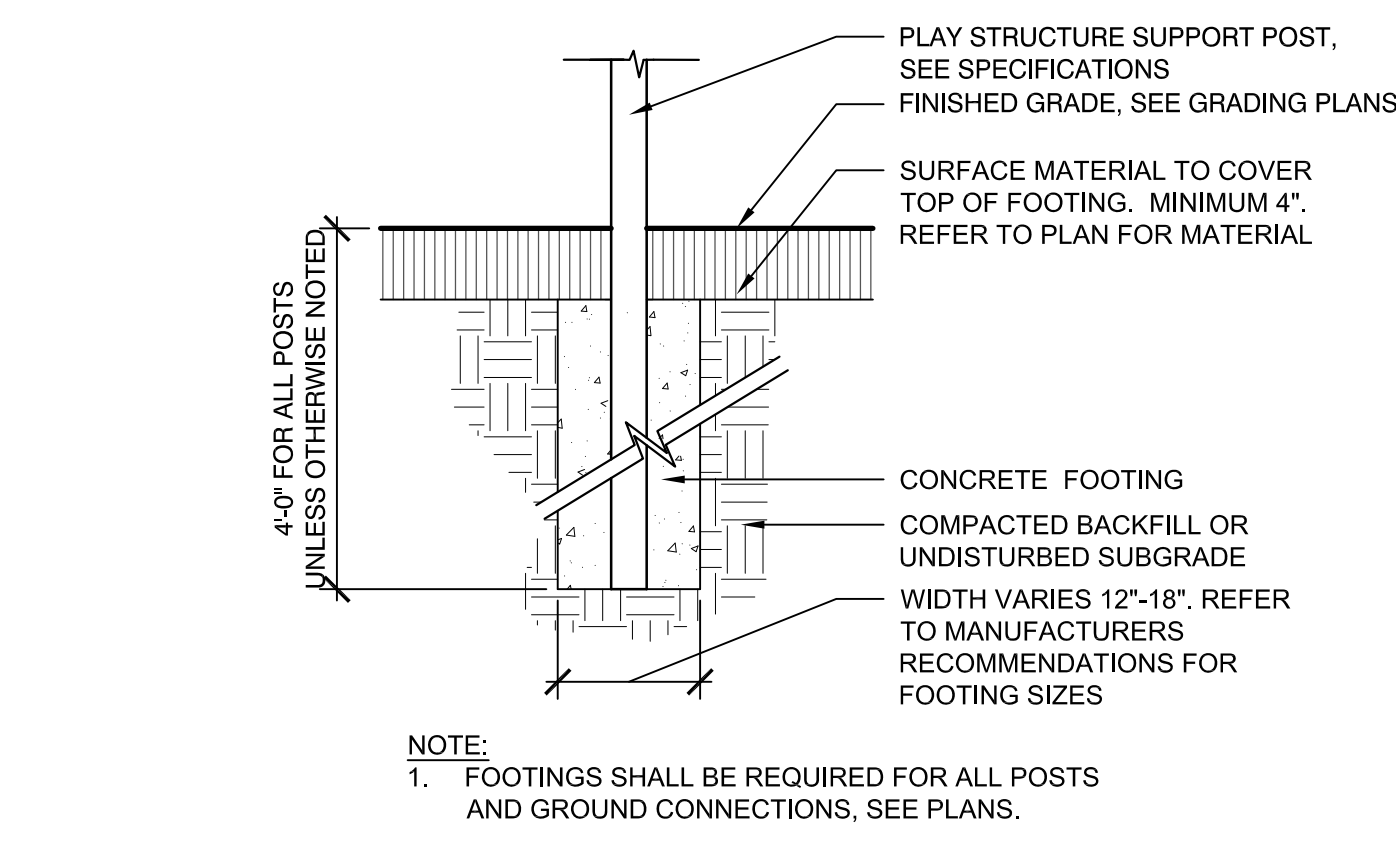




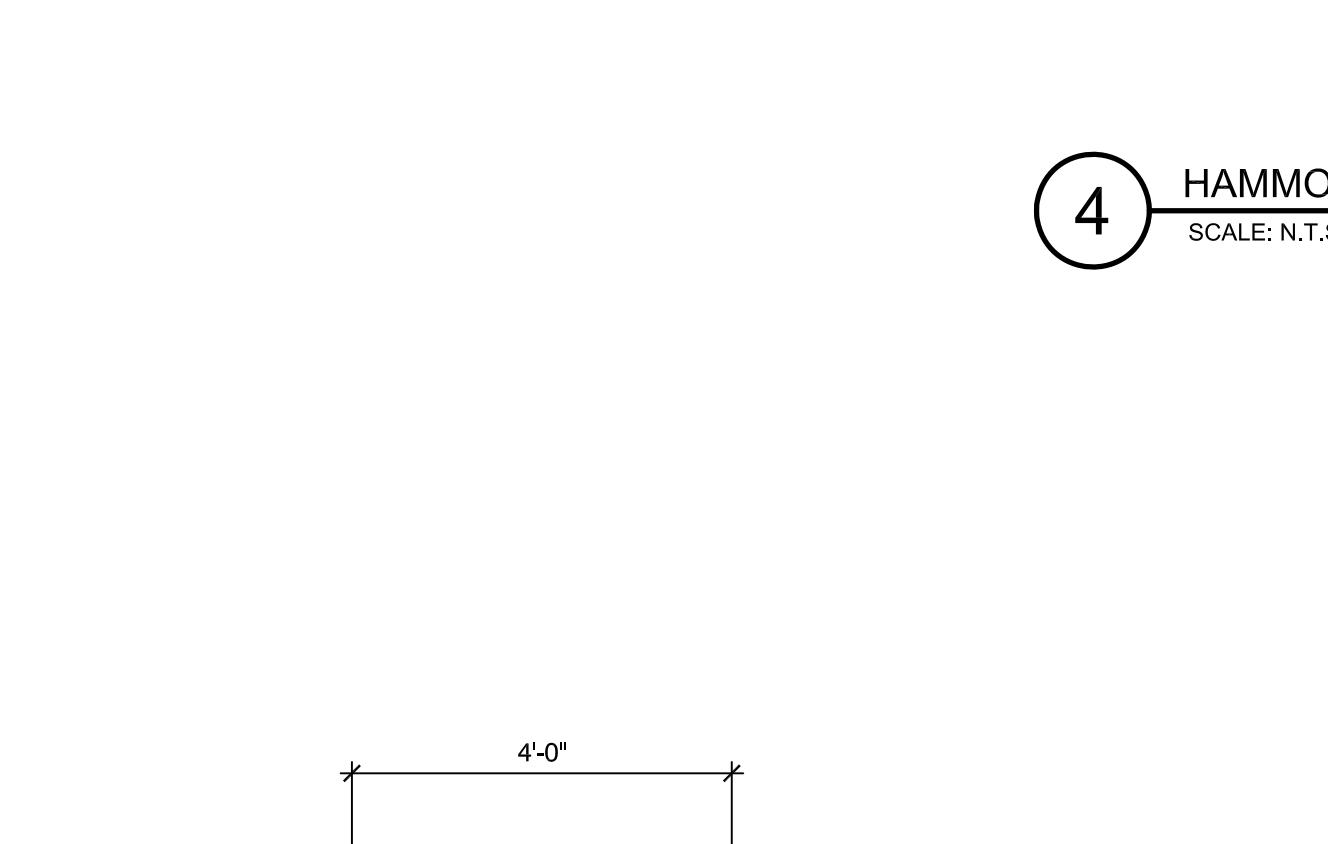
1 FURNITURE SURFACE MOUNT  
SCALE: N.T.S.



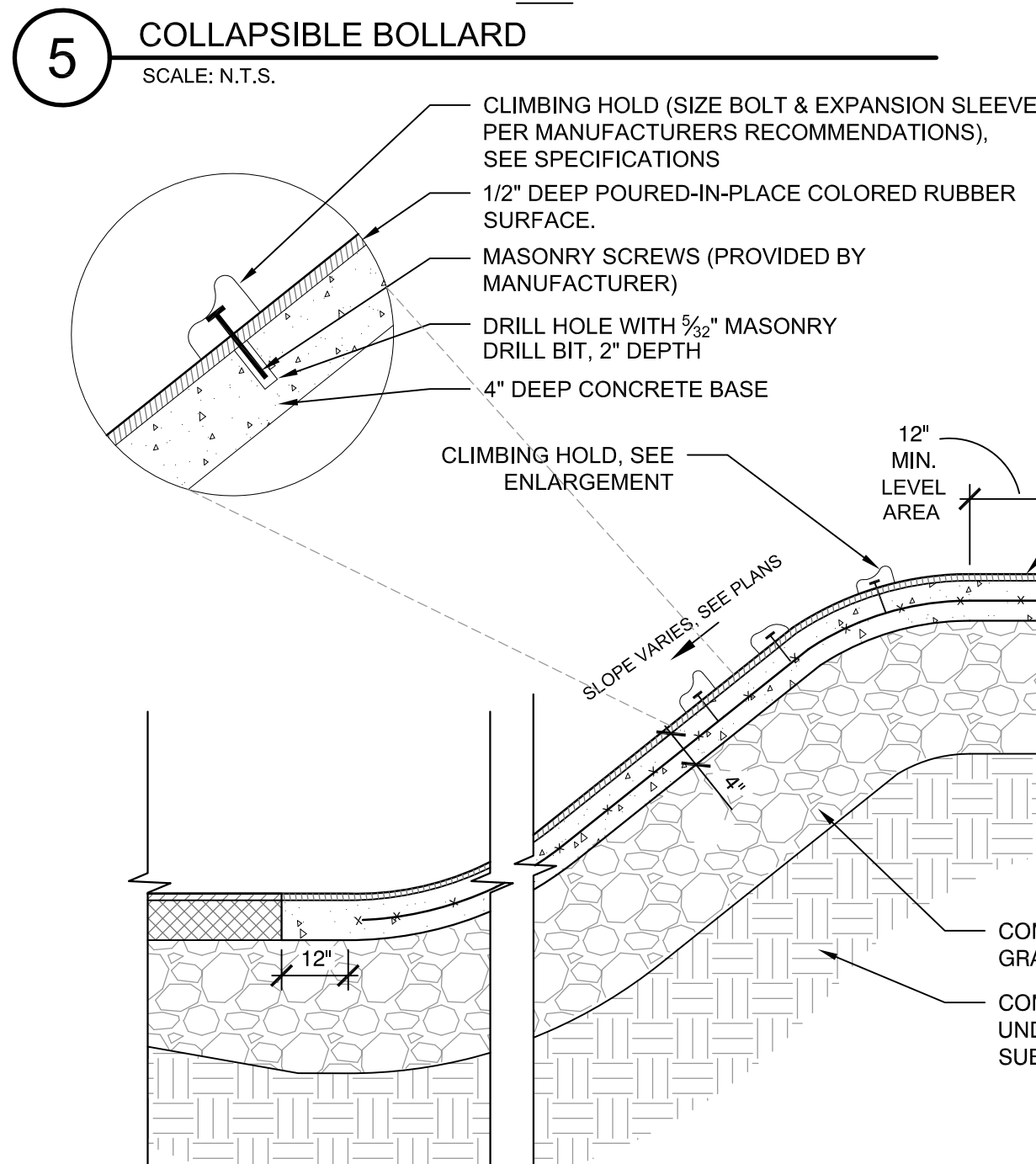
2 YARD HYDRANT  
SCALE: N.T.S.



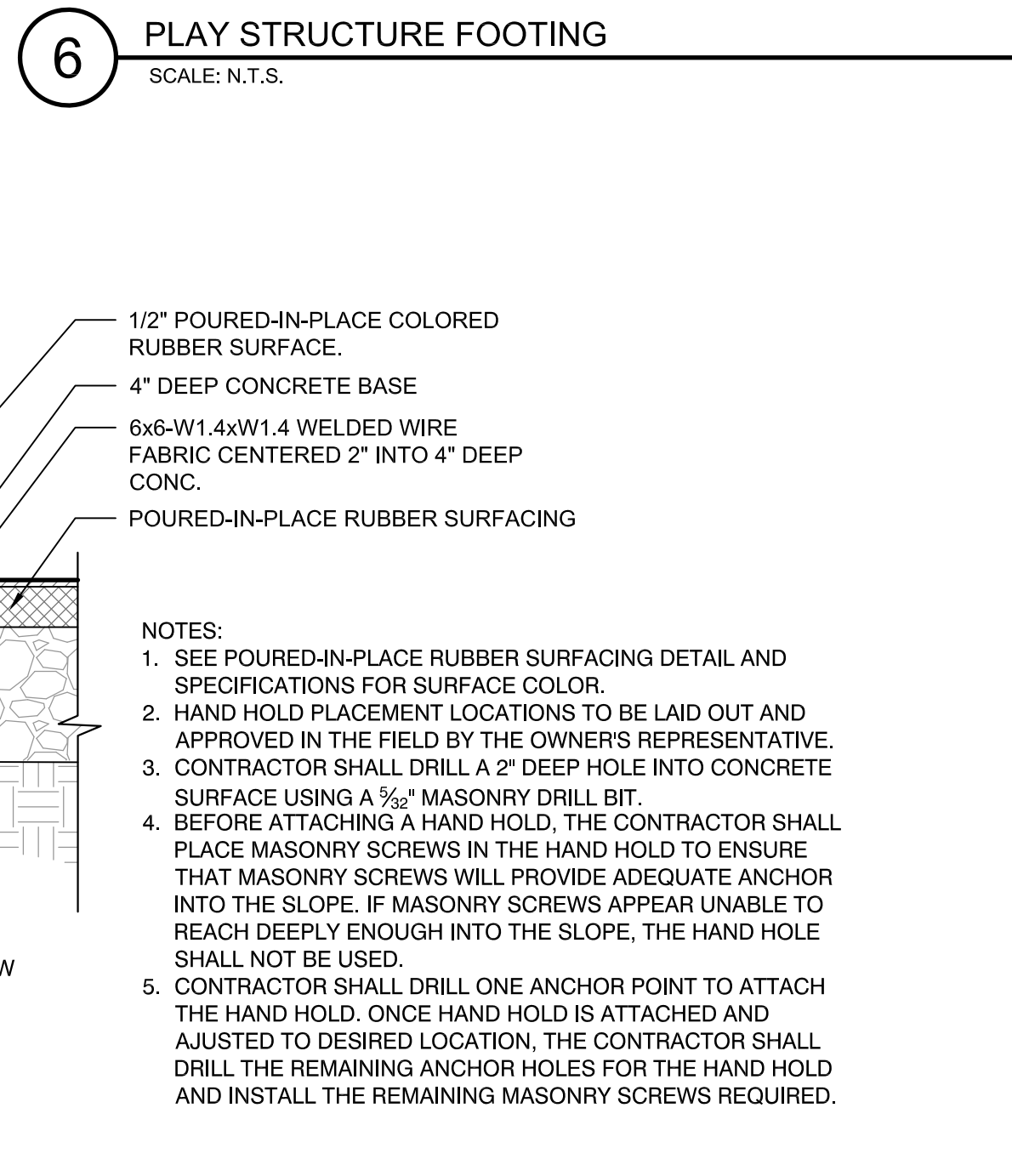
3 THRESHOLD POST  
SCALE: N.T.S.



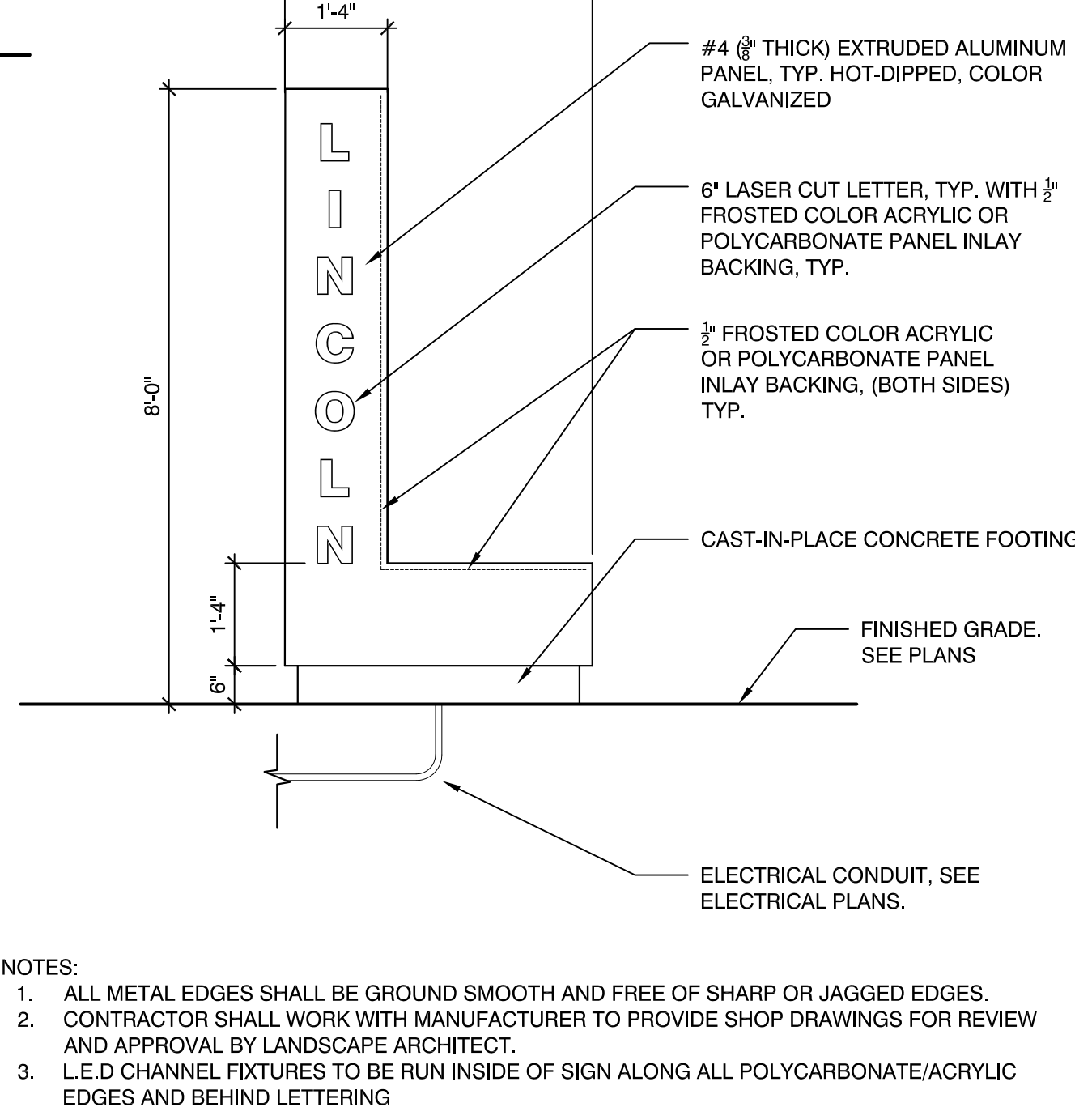
4 HAMMOCK POST- TYPICAL  
SCALE: N.T.S.



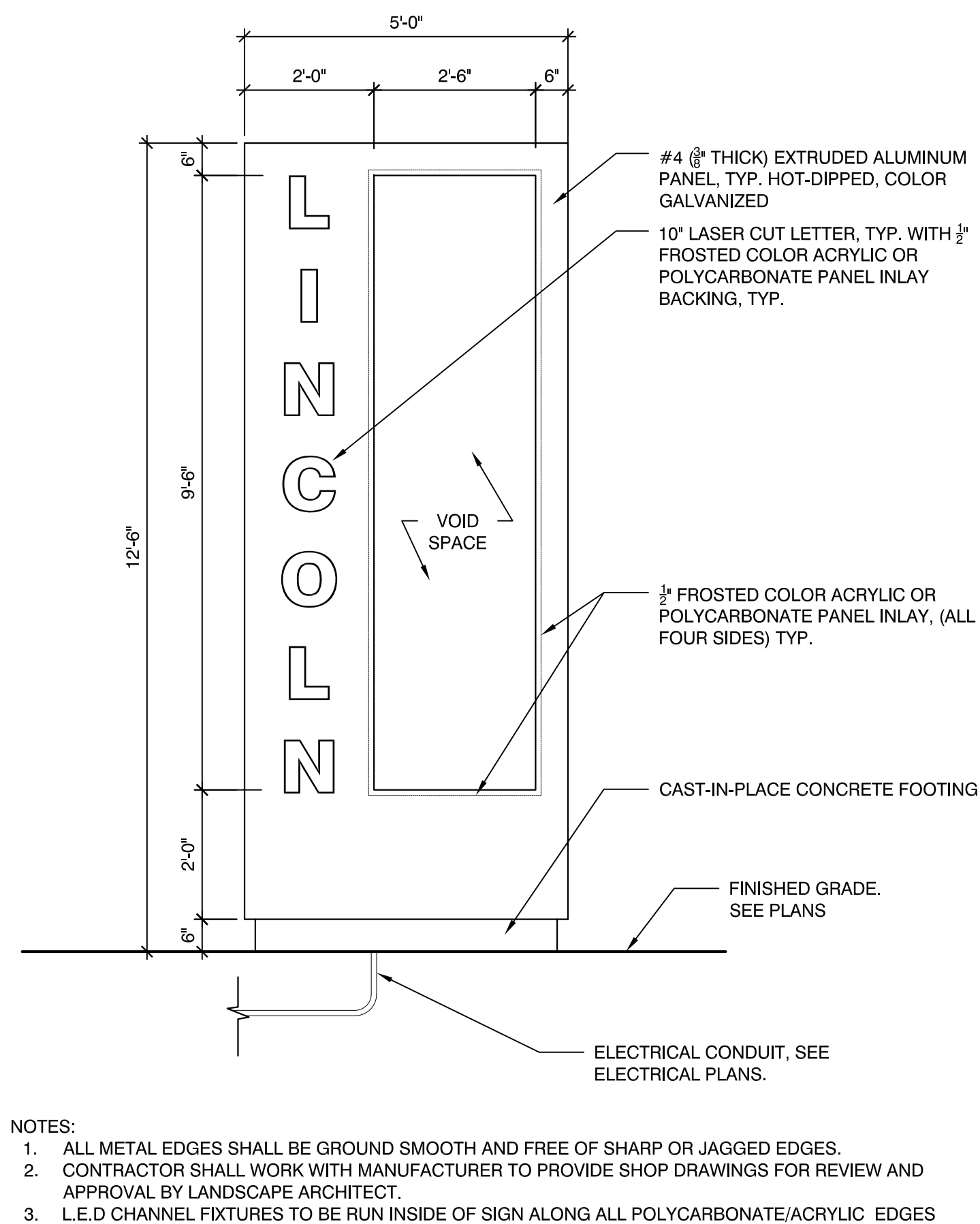
5 COLLAPSIBLE BOLLARD  
SCALE: N.T.S.



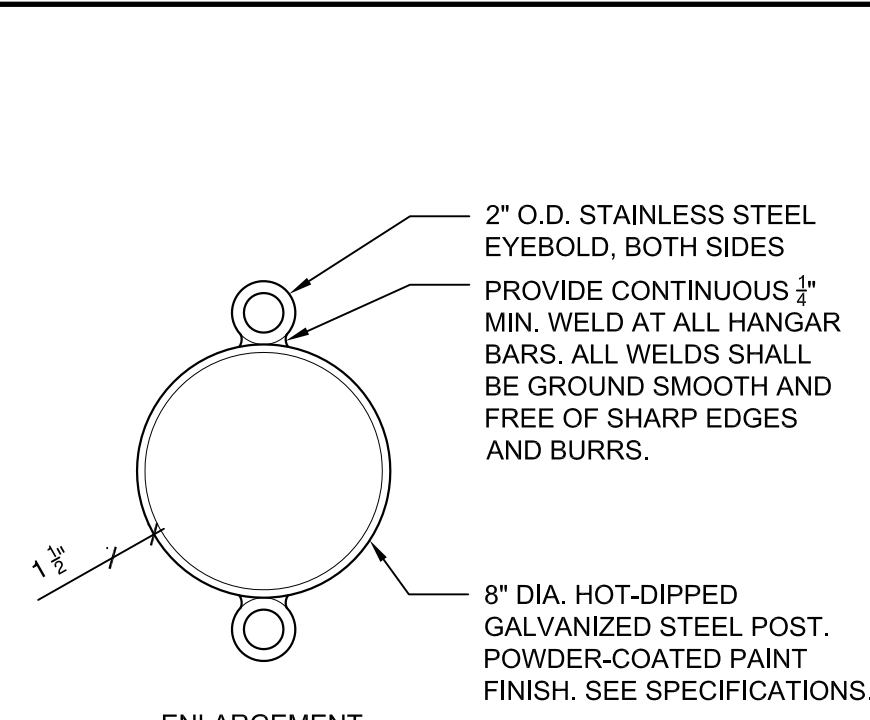
6 PLAY STRUCTURE FOOTING  
SCALE: N.T.S.



8 CUSTOM PARK ENTRY SIGN- TYPE 1  
SCALE: N.T.S.




9 CUSTOM PARK ENTRY SIGN- TYPE 2  
SCALE: N.T.S.



- NOTES:
- REFER TO PLANS FOR POST LOCATIONS AND SPACING
  - POSTS SHALL INCLUDE (2) 8-FT POSTS, (2) 9-FT POSTS, (2) 10 FT POSTS, (1) 11 FT POST, (1) 12-FT POST, AND (2) 13 FT POST.
  - ALL POSTS TO BE SCHEDULE 40 STEEL PIPE
  - VERIFY ALL ANGLES WITH OWNER'S REPRESENTATIVE PRIOR TO FABRICATION
  - VERIFY ALL LOCATIONS AND ANGLES OF ALIGNMENT WITH OWNER'S REPRESENTATIVE PRIOR TO INSTALLATION
  - ALL WELDS SHALL BE GROUND SMOOTH AND CONTINUOUS, AND FREE OF BURRS, TYP.

Project:

**CITY OF SOMERVILLE**



LINCOLN PARK  
290 Washington Street  
Somerville, MA 02143



85 Devonshire Street, 3rd Floor  
Boston, MA 02109  
(617) 412-4480 (800) Sampson  
www.westonandsampson.com

Consultants:








North:

Revisions:

Rev	Date	Description
1	03/07/16	ADDENDUM #1

Seal:



**CONSTRUCTION DOCUMENTS**

Date: 02.24.2016

Scale: AS SHOWN

Drawn By: CCC/EJA/MBE

Reviewed By: BMK

Checked By:

Approved By: CFR

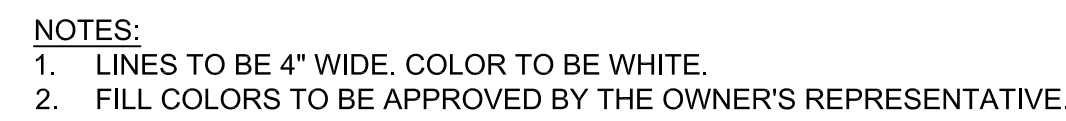
Drawing Title:

CONSTRUCTION DETAILS

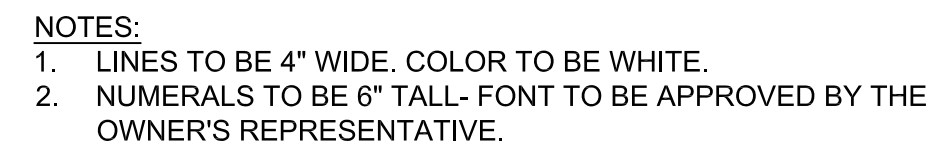
Sheet Number:

**L8.14**

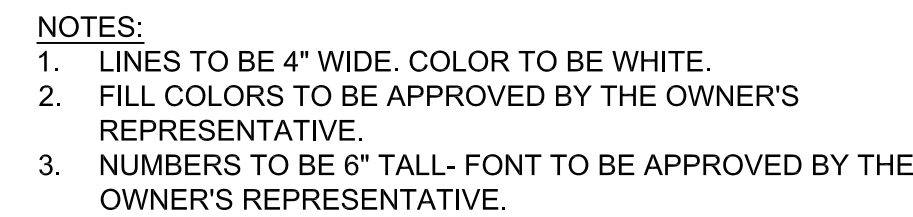




SCALE: N.T.S



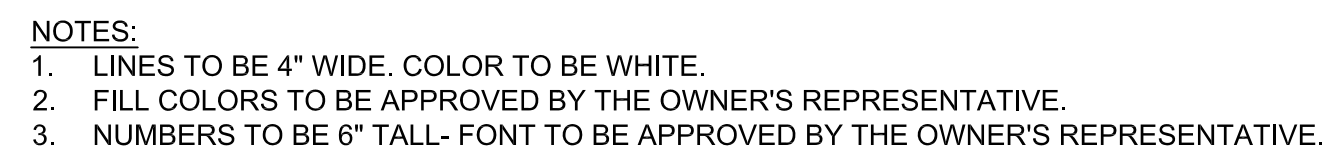
SCALE: N.T.S.



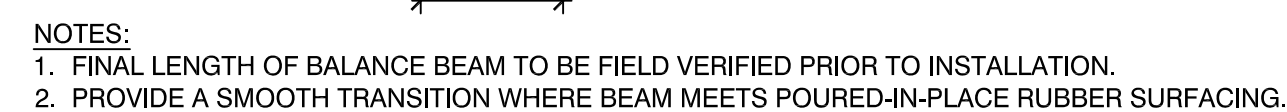
## SCALE: N.T.S



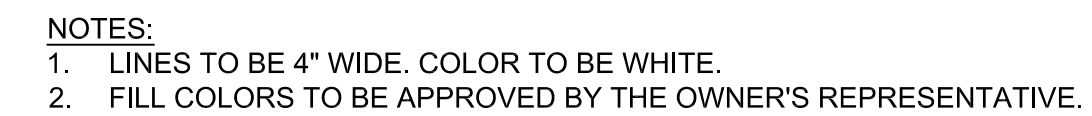
## SCALE: N.T.S.



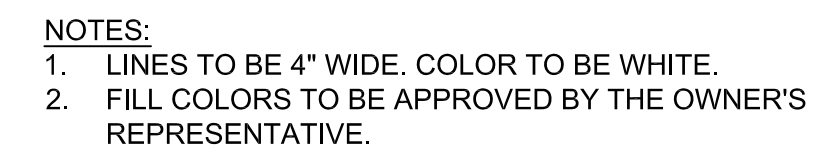
## SCALE: N.T.S.



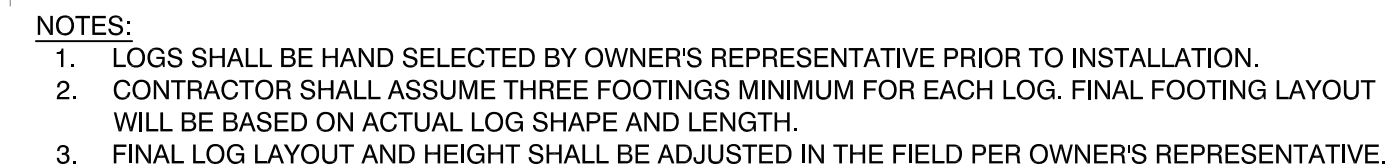
## SCALE: N.T.S.



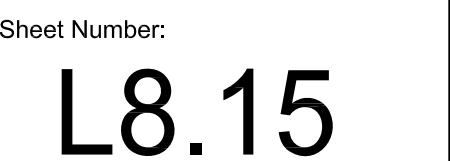
## SCALE: N.T.S



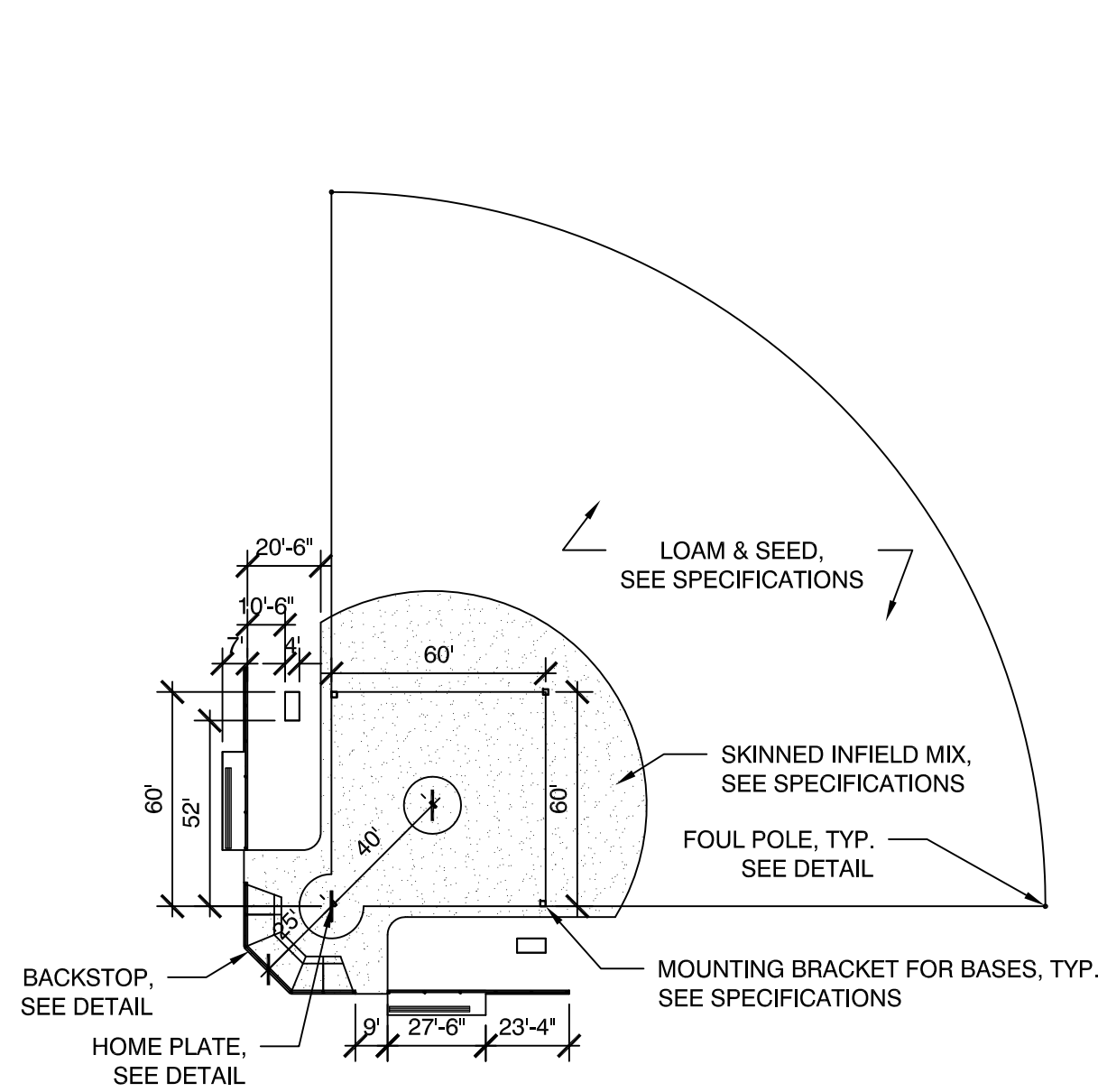
## SCALE: N.T.S.



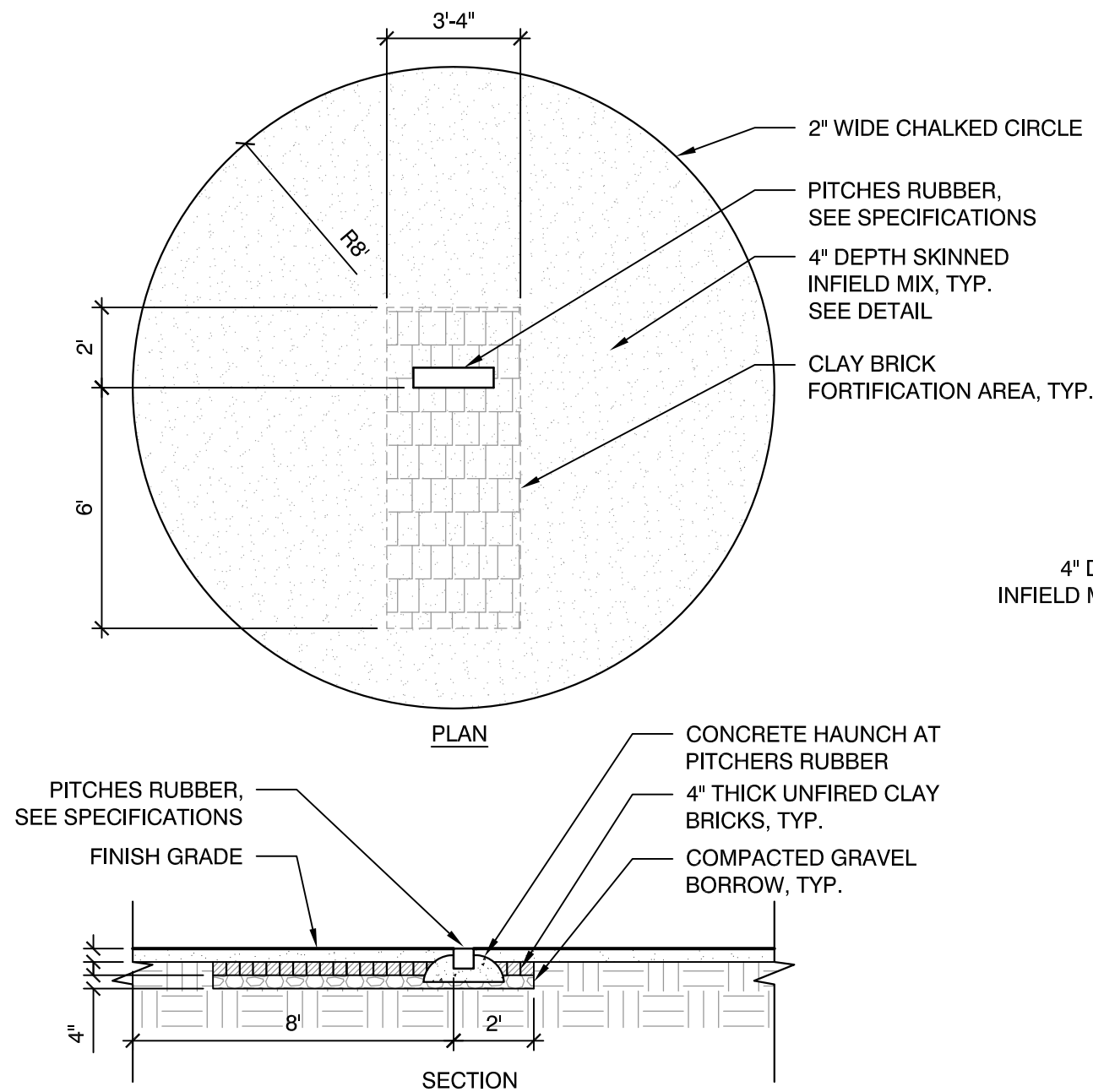
### SCALE NOTES



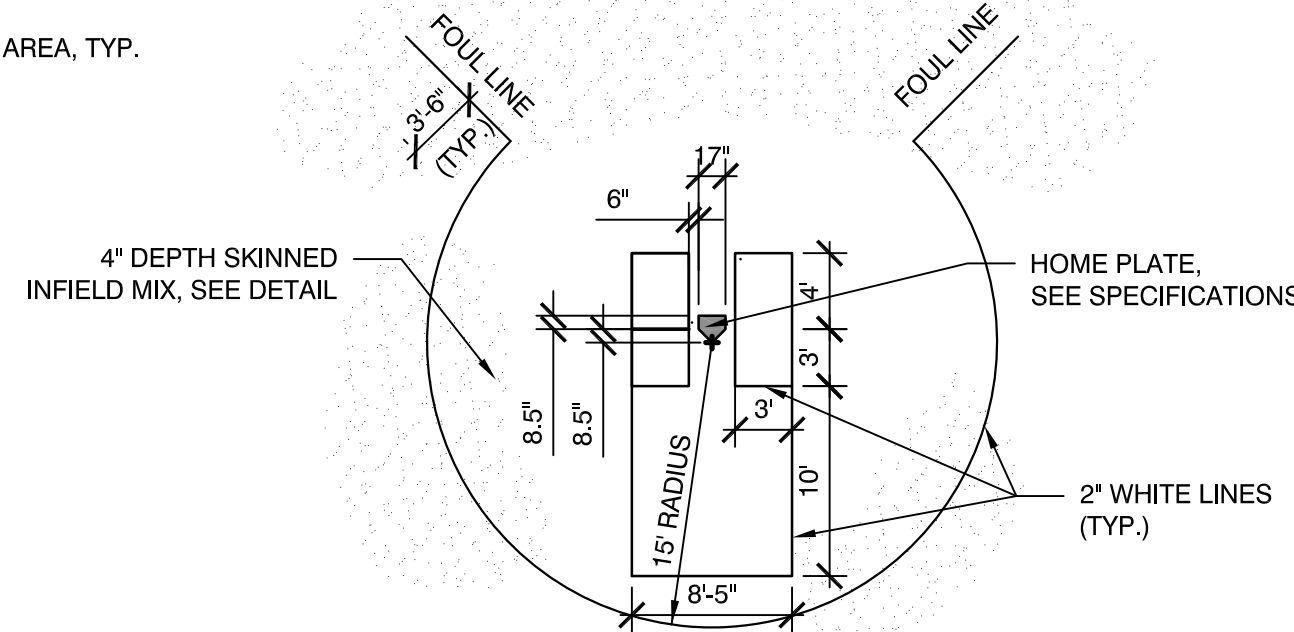




1 SOFTBALL FIELD LAYOUT  
SCALE: N.T.S.

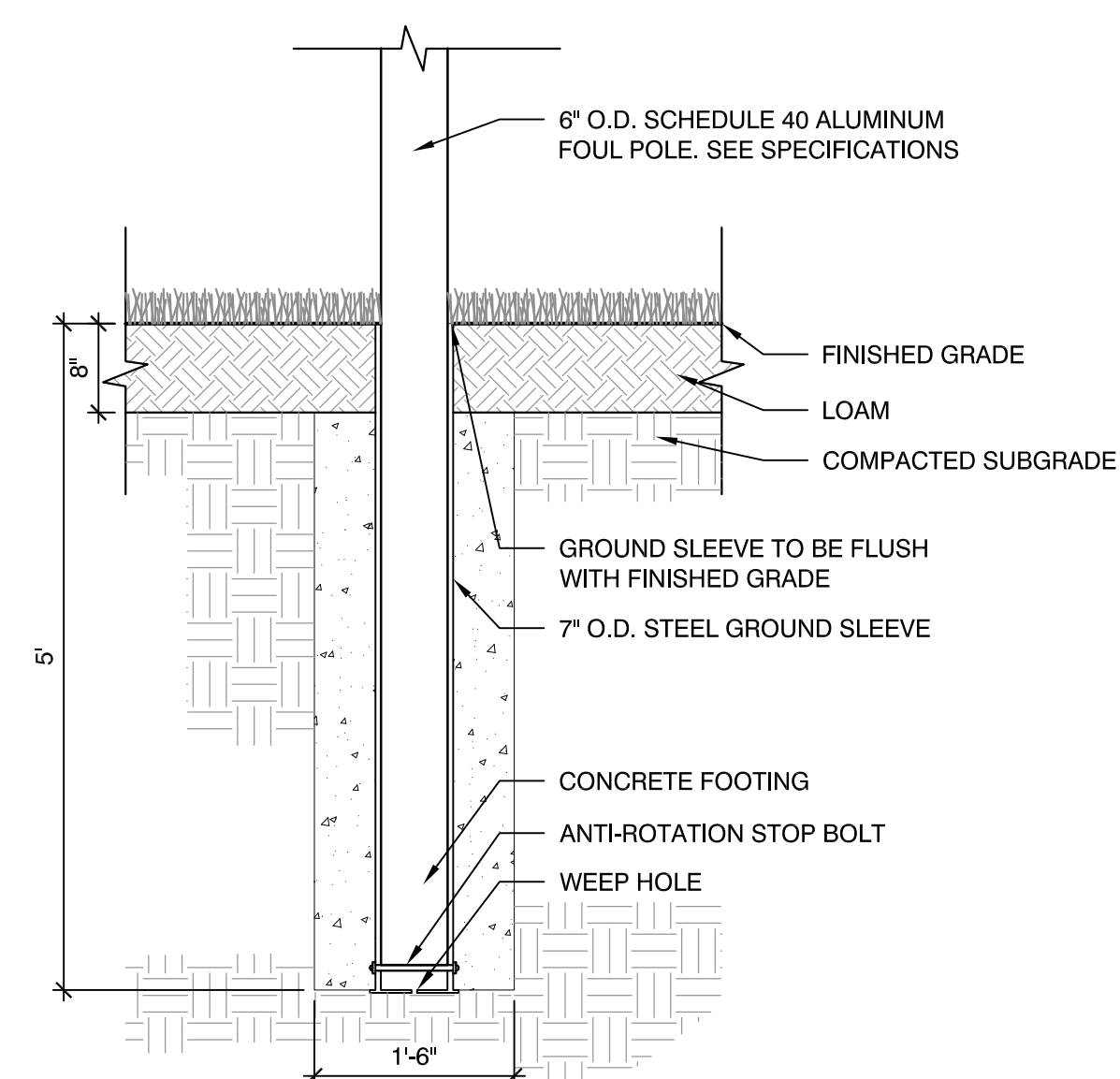


2 SOFTBALL PITCHERS MOUND  
SCALE: N.T.S.



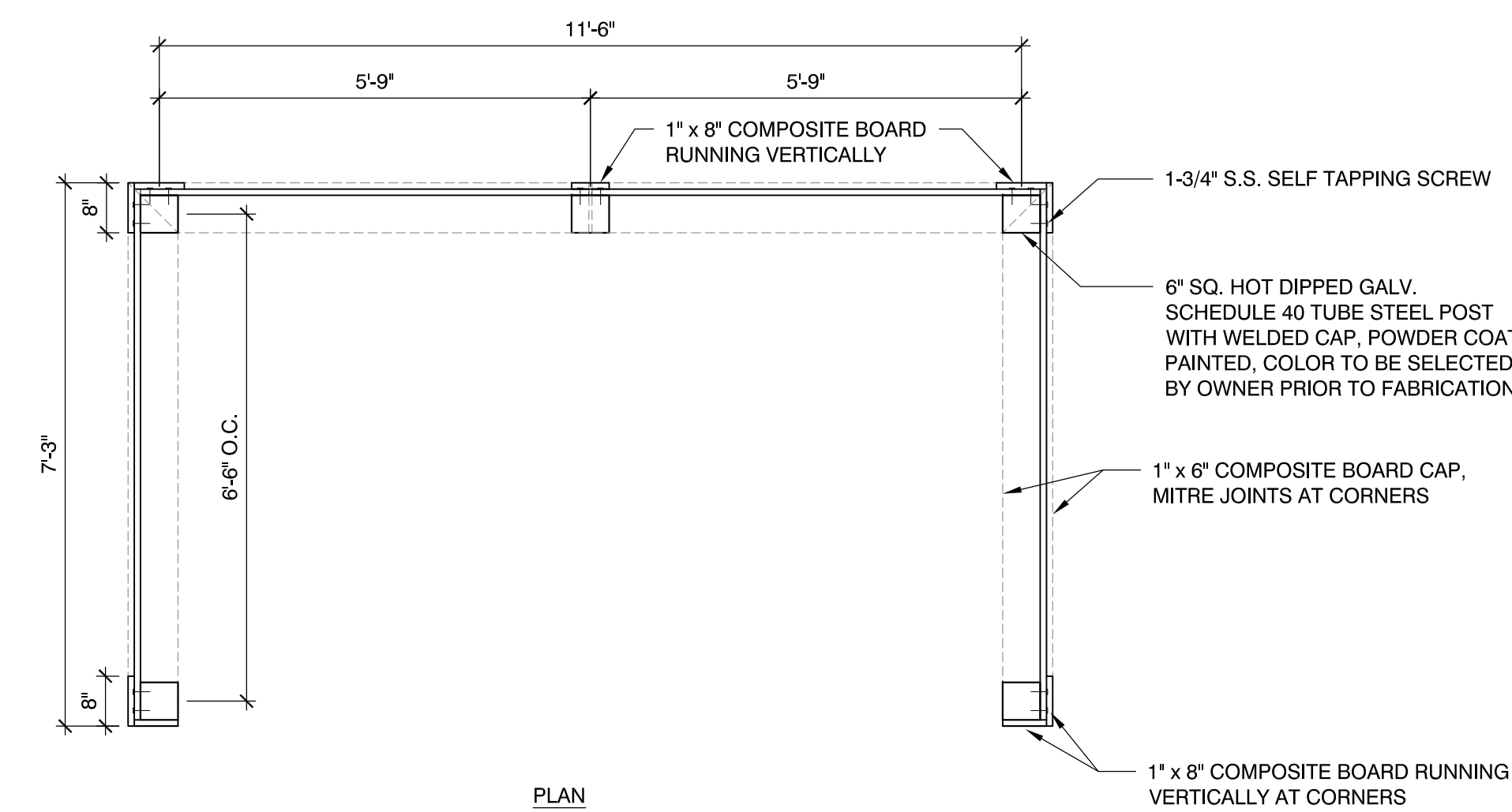
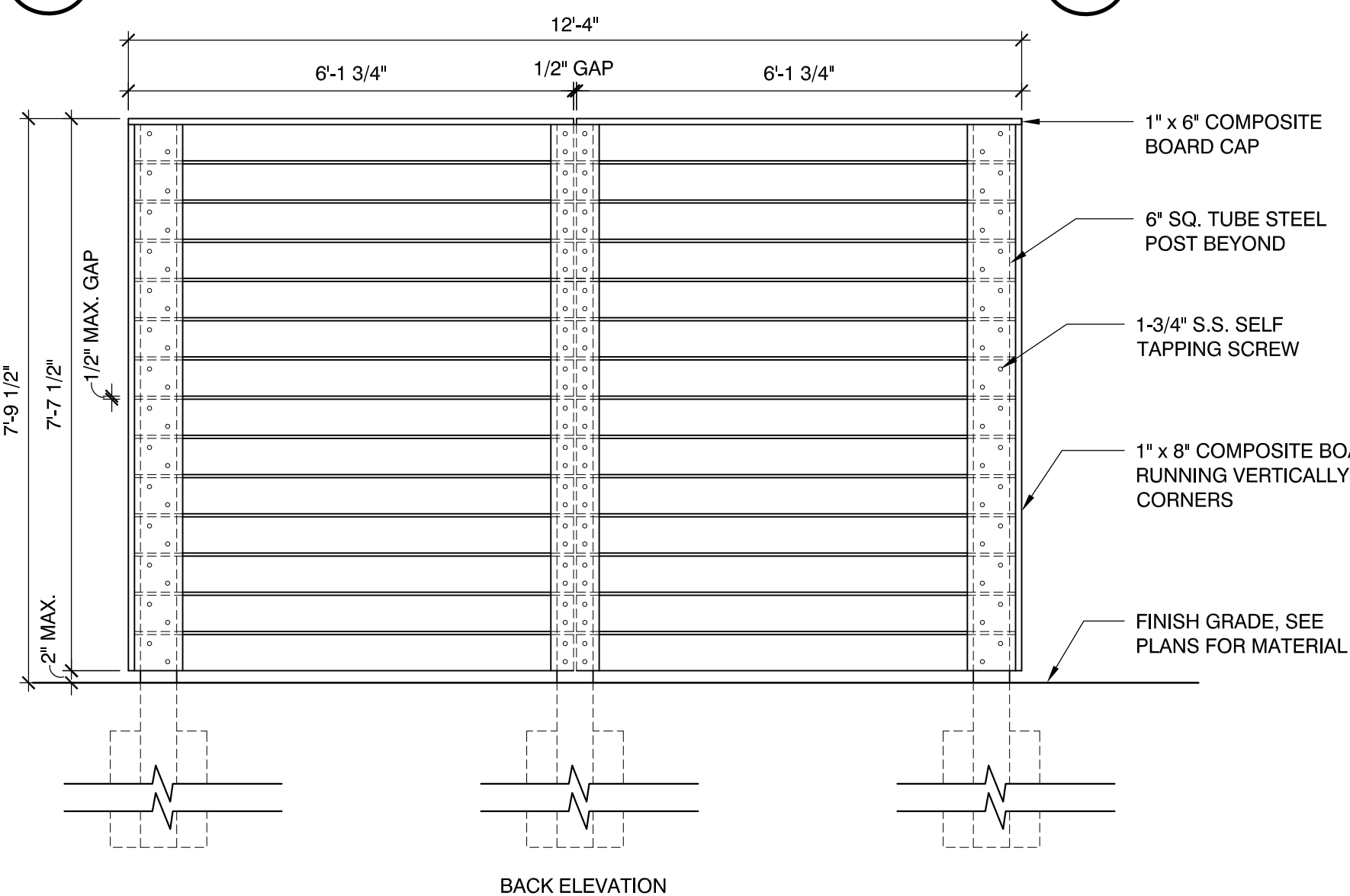
NOTES:  
1. ALL DIMENSIONS ARE GIVEN TO OUTSIDE OF WHITE LINES

3 SOFTBALL HOME PLATE LAYOUT  
SCALE: N.T.S.

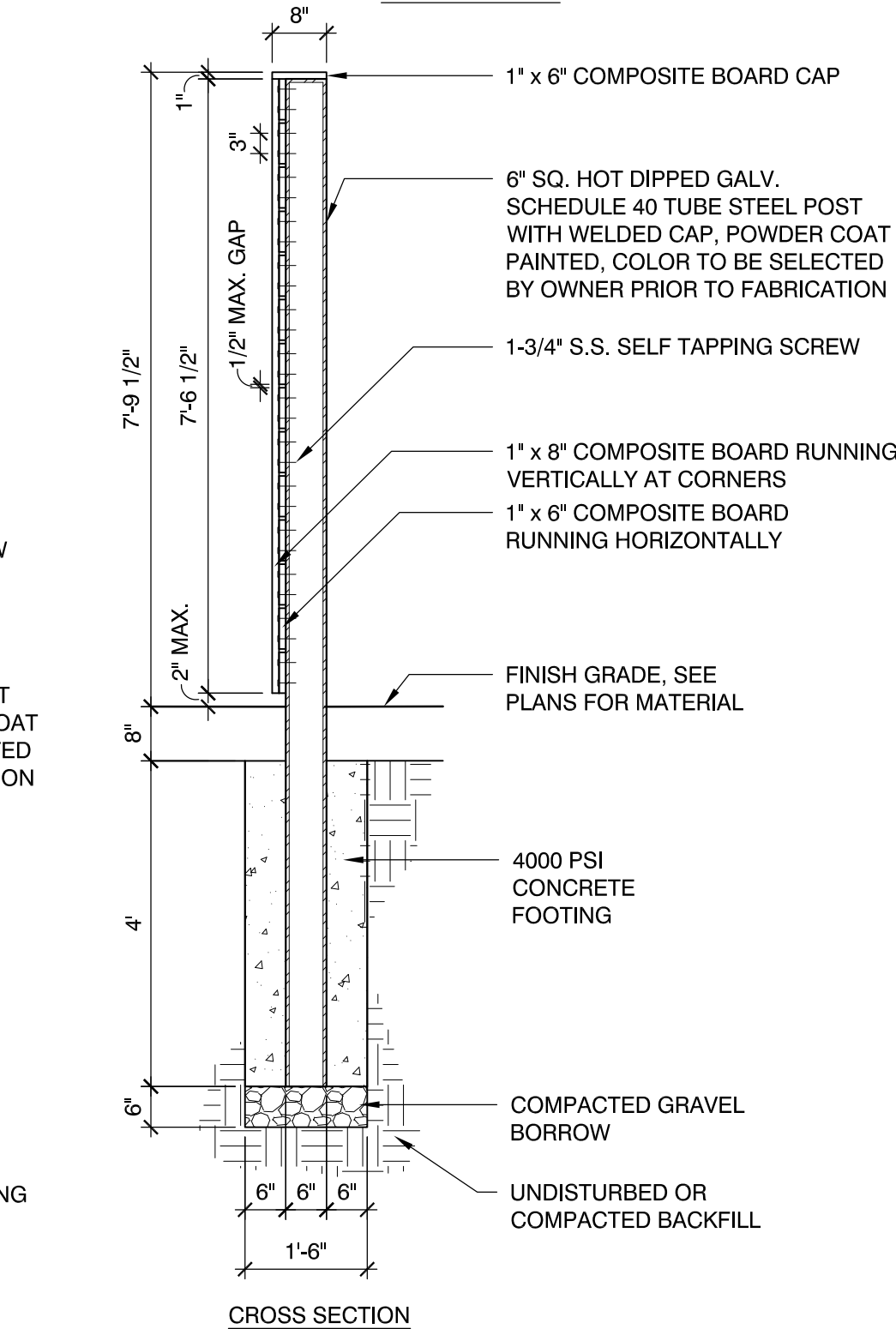
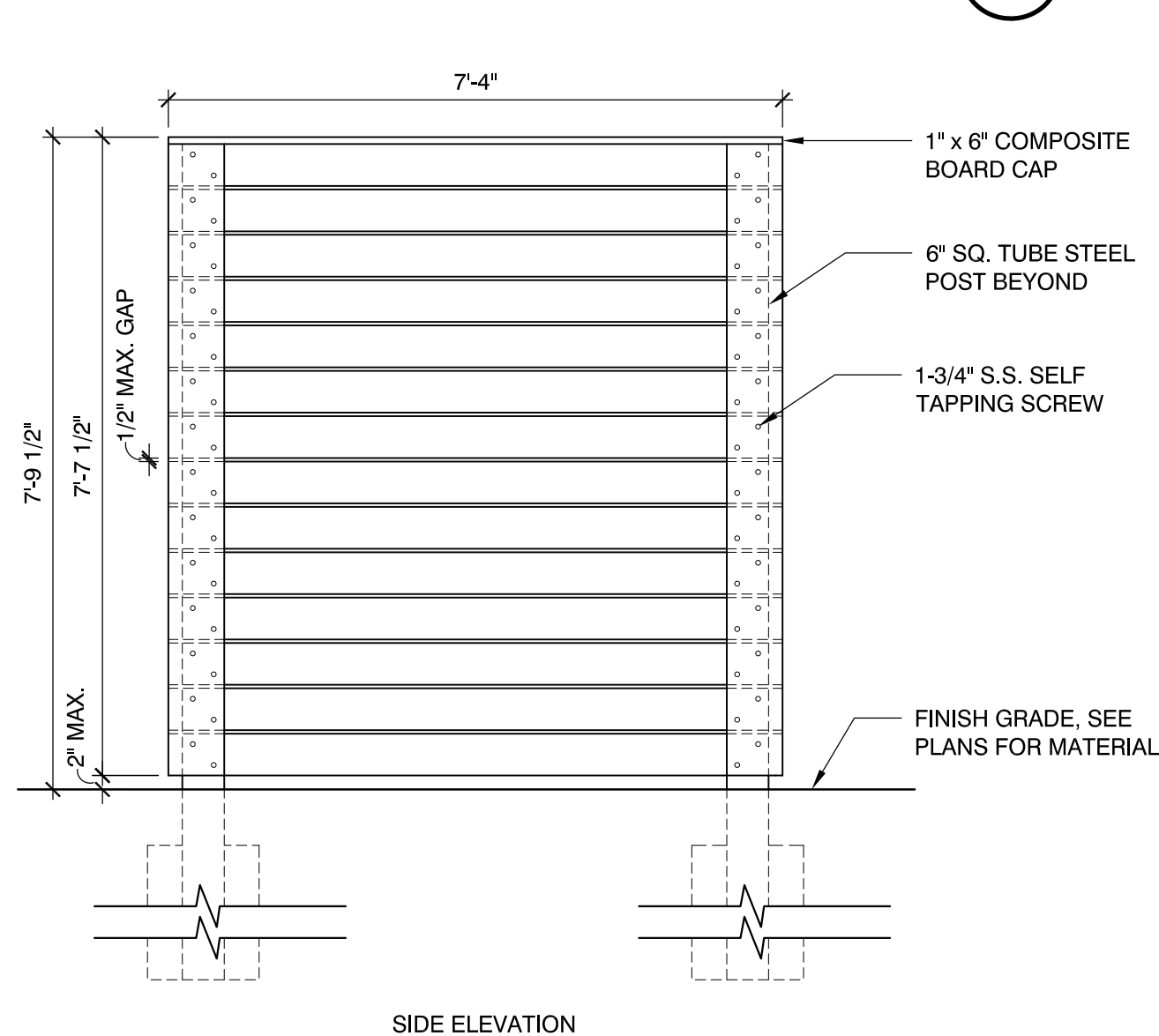


NOTES:  
1. CONTRACTOR SHALL PROVIDE GROUND SLEEVE CAP BY MANUFACTURER.  
2. ANTI-ROTATION STOP BOLT SHALL BE 1.2" x 8" LONG HEX BOLT AND ANTI-ROTATION STOP MUST BE PARALLEL WITH SLOT AT BOTTOM OF FOUL POLE.

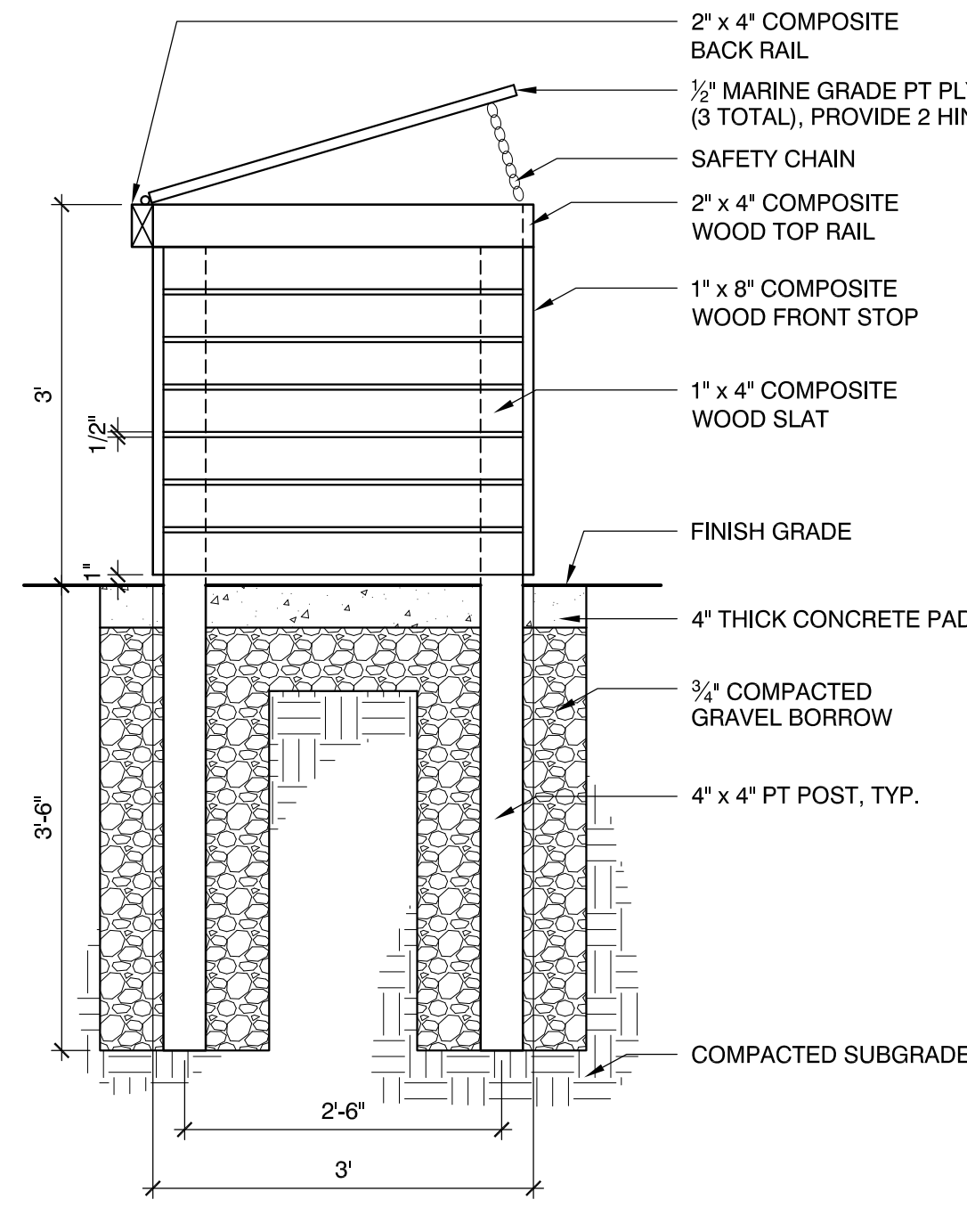
4 FOUL POLE  
SCALE: N.T.S.



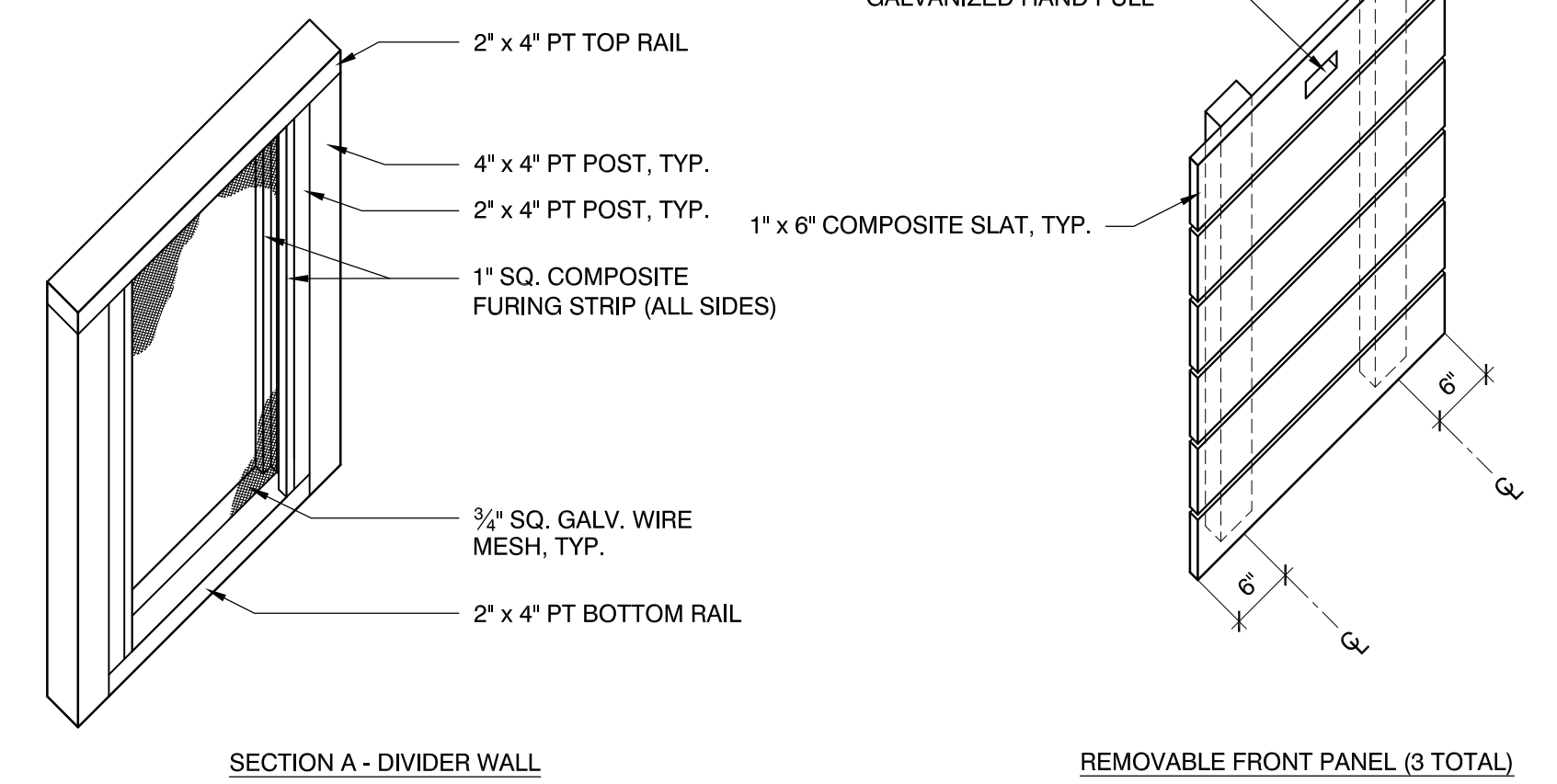
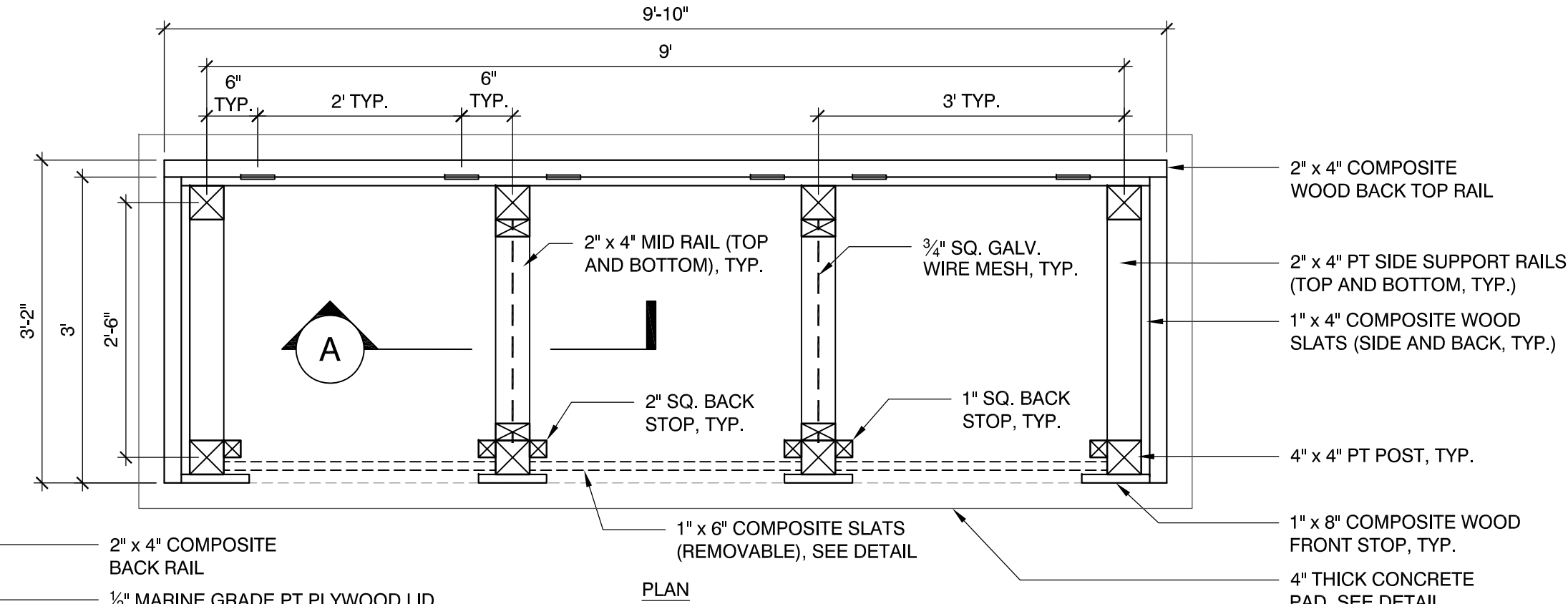
5 FENCING AT TOILETS  
SCALE: N.T.S.



5 FENCING AT TOILETS  
SCALE: N.T.S.



6 COMPOST BIN  
SCALE: N.T.S.



NOTES:  
1. ALL DIMENSIONS ARE NOMINAL CONTRACTOR SHALL PROVIDE SHOP DRAWINGS PRIOR TO FABRICATION.  
2. ALL FASTENERS AND HARDWARE SHALL BE GALVANIZED.  
3. CONTRACTOR SHALL PRIME AND PAINT (2 COATS MINIMUM) ALL VISIBLE PT WOOD SURFACES WITH MARINE GRADE EXTERIOR PAINT. COLOR TO BE SELECTED BY OWNER.

Revisions:		
Rev	Date	Description
1	03/07/16	ADDENDUM #1

CONSTRUCTION DOCUMENTS	
Date:	02.24.2016
Scale:	AS SHOWN
Drawn By:	CCC/EJA/MBE
Reviewed By:	BMK
Checked By:	
Approved By:	CFR







1.0 - GENERAL

- 1.01 THE STRUCTURAL DRAWINGS SHALL BE USED IN CONJUNCTION WITH ALL OTHER CONTRACT DRAWINGS AND SPECIFICATIONS. REFER TO CIVIL, ARCHITECTURAL, MECHANICAL, PLUMBING, AND ELECTRICAL DRAWINGS FOR LOCATION, DIMENSIONS, AND DETAILS OF OPENINGS, SLEEVES, EMBEDMENTS, INSERTS, PADS, CURBS, DEPRESSIONS, ANCHOR BOLTS, AND OTHER PROJECT REQUIREMENTS NOT SHOWN ON STRUCTURAL DRAWINGS.
- 1.02 THE CONTRACTOR IS RESPONSIBLE FOR CHECKING, COORDINATING AND VERIFYING ALL DIMENSIONS IN THE FIELD PRIOR TO COMMENCING WORK. THE CONTRACTOR SHALL IMMEDIATELY REPORT ANY DISCREPANCY TO THE ARCHITECT AND ENGINEER.
- 1.03 THE CONTRACTOR IS RESPONSIBLE FOR VERIFYING IN THE FIELD THE EXISTENCE AND LOCATION OF OVERHEAD, BURIED AND/OR EMBEDDED UTILITIES, AND DETERMINING LOCATIONS OF ALL EMBEDDED MECHANICAL, ELECTRICAL AND PLUMBING SYSTEMS AFFECTED BY THE WORK OF THIS CONTRACT.
- 1.04 ALL WORK IS TO CONFORM WITH THE FOLLOWING CODES AND STANDARDS:
- (A) "780 CMR: MASSACHUSETTS AMENDMENTS" - 8TH EDITION (MSBC)  
(B) INTERNATIONAL BUILDING CODE, (IBC 2009)  
(C) "BUILDING CODE REQUIREMENTS FOR STRUCTURAL CONCRETE" - AMERICAN CONCRETE INSTITUTE (ACI 318-05)  
(D) "MANUAL OF STEEL CONSTRUCTION" - AMERICAN INSTITUTE OF STEEL CONSTRUCTION (AISC 360)  
(E) "STRUCTURAL WELDING CODE - STEEL" - AMERICAN WELDING SOCIETY (AWS D1.1-92)  
(F) "SEISMIC PROVISION FOR STRUCTURAL STEEL BUILDINGS" - AMERICAN INSTITUTE OF STEEL CONSTRUCTION, (AISC)  
(G) "MINIMUM DESIGN LOADS FOR BUILDINGS AND OTHER STRUCTURES" - AMERICAN SOCIETY OF CIVIL ENGINEERS, (ASCE 7-05)

FOR ADDITIONAL CODES AND STANDARDS REFER TO SPECIFICATIONS.

- 1.05 THE CONTRACTOR SHALL NOTIFY THE ARCHITECT AND ENGINEER OF UNANTICIPATED CONDITIONS THAT MAY BE UNCOVERED DURING DEMOLITION AND CONSTRUCTION.
- 1.06 DETAILS AND NOTES SHOWN ON STRUCTURAL DRAWINGS SHALL BE APPLICABLE TO ALL PARTS OF THE STRUCTURAL WORK EXCEPT WHERE SPECIFICALLY REQUIRED OTHERWISE BY CONTRACT DOCUMENTS. CONDITIONS NOT SPECIFICALLY SHOWN SHALL BE SIMILAR TO THOSE SHOWN FOR LIKE CONDITIONS AS DETERMINED BY THE ENGINEER.
- 1.07 TESTING AND INSPECTION OF STRUCTURAL WORK SHALL BE THE RESPONSIBILITY OF THE CONTRACTOR. THE COSTS FOR TESTING AND INSPECTIONS WILL BE PAID BY THE CONTRACTOR. PROVIDE TEST RESULTS TO THE ENGINEER IN A TIMELY MANNER.
- 1.08 THE CONTRACTOR SHALL DESIGN AND PROVIDE ALL REQUIRED SHORING AND TEMPORARY BRACING TO RESIST FORCES ON THE STRUCTURE THROUGHOUT THE CONSTRUCTION PERIOD.
- 1.09 LAYOUT AND DESIGN OF PARK ELEMENTS BY PARKOUR GENERATIONS AMERICA, SOMERVILLE, MA. WESTON & SAMPSON PROVIDED STRUCTURAL CONSULTING FOR PARK ELEMENTS.
- 1.10 REFER TO SHEET L3.03 SITE AMENITIES PLAN FOR SIGNAGE.
- 1.11 CONTRACTOR SHALL EXCAVATE DOWN TO THE BOTTOM OF FOOTING ELEVATIONS AND SHALL REMOVE UNSUITABLE ORGANICS AND/OR SOFT SOIL AND REPLACE WITH STRUCTURAL BACKFILL. EXCAVATED SOILS SHALL BE INSPECTED BY THE ENGINEER. STRUCTURAL BACKFILL SHALL BE TESTED TO 95% COMPACTION BY A QUALIFIED SOILS TESTING LABRATORY. ASSUMED ALLOWABLE BEARING PRESSURE IS 2000 PSF.
- 1.12 UTILITIES ARE NOT SHOWN ON THE STRUCTURAL DRAWINGS. REFER TO SHEET L1.00. FOOTINGS SHALL SET SUFFICIENTLY BELOW EXISTING UTILITIES USING STEPS AS REQUIRED, SO THAT EXISTING PIPES MAY EXTEND THROUGH A CAST-IN-PLACE STEEL SLEEVE.

2.0 - CAST IN PLACE CONCRETE

- 2.01 CONCRETE WORK SHALL CONFORM TO "BUILDING CODE REQUIREMENTS FOR REINFORCED CONCRETE" (ACI 318-05) AND "SPECIFICATIONS FOR STRUCTURAL CONCRETE FOR BUILDINGS" (ACI 301-99).
- 2.02 CONCRETE SHALL BE CONTROLLED CONCRETE, PROPORTIONED, MIXED AND PLACED IN THE PRESENCE OF A REPRESENTATIVE OF AN APPROVED TESTING AGENCY.
- 2.03 UNLESS NOTED OTHERWISE, CONCRETE SHALL BE NORMAL WEIGHT AND HAVE A MINIMUM 28 DAY COMPRESSIVE STRENGTH AS FOLLOWS:
- (A) ALL STRUCTURAL CONCRETE: 4500 PSI  
(B) EXTERIOR WALKS AND SLABS: 4500 PSI
- SUBMIT MIX DESIGNS FOR APPROVAL.
- 2.04 CONCRETE EXPOSED TO WEATHER (FREEZE-THAW CONDITIONS) IN THE FINISHED PROJECT SHALL BE AIR ENTRAINED PER ACI SPECIFICATIONS.
- 2.05 SMOOTH FINISH FORM FACING PANELS SHALL PROVIDE CONTINUOUS, TRUE, AND SMOOTH CONCRETE SURFACES. FURNISH IN LARGEST PRACTICAL SIZES TO MINIMIZE THE NUMBER OF JOINTS. PANELS SHALL BE PLYWOOD, STEEL, OR OTHER APPROVED MATERIAL. PLYWOOD SHALL BE MEDIUM-DENSITY OVERLAY, CLASS 1 OR BETTER, MILL RELEASE AGENT TREATED, AND EDGE SEALED OR APPROVED EQUAL.
- 2.06 FORM RELEASE AGENTS SHALL NOT BOND TO, STAIN, OR OTHERWISE ADVERSELY AFFECT CONCRETE SURFACES.
- 2.07 FORM TIES SHALL BE FACTORY FABRICATED, REMOVABLE OR SNAP OFF GLASS-FIBER REINFORCED PLASTIC DESIGNED TO RESIST LATERAL PRESSURE OF FRESH CONCRETE ON FORMS AND TO PREVENT SPALLING OF CONCRETE ON REMOVAL.
- 2.08 SUBMIT FORMWORK MATERIAL AND LAYOUT FOR APPROVAL SHOP DRAWINGS SHALL INDICATE FORM TIE AND PANEL JOINT LOCATIONS.
- 2.09 A MINIMUM OF 72 HOURS SHALL ELAPSE BETWEEN ADJACENT CONCRETE PLACEMENTS.
- 2.10 GRIND ALL VERTICAL AND HORIZONTAL EDGES AND CORNERS EXPOSED TO VIEW TO A 1/8" RADIUS UNLESS NOTED OTHERWISE. DO NOT CHAMFER EDGES.
- 2.11 ALL CONCRETE SHALL BE WATER CURED UNLESS OTHERWISE AUTHORIZED BY THE ENGINEER.
- 2.12 A MINIMUM OF 7 DAYS AFTER PLACEMENT, CONCRETE SURFACES SHALL BE GIVEN MURIATIC ACID FINISH. REFER TO LANDSCAPE DRAWINGS AND SPECIFICATIONS.
- 2.13 NON-SHRINK, NON-METALLIC, GROUT SHALL HAVE A MINIMUM 28-DAY COMPRESSIVE STRENGTH OF 7,500 PSI (ASTM C942) AND A MINIMUM BOND STRENGTH OF 2,000 PSI AT 28-DAYS (ASTM C882). GROUT MAY BE EXTENDED WITH COARSE AGGREGATE PER THE MANUFACTURER'S RECOMMENDATIONS.

3.0 - CAST IN PLACE CONCRETE REINFORCEMENT

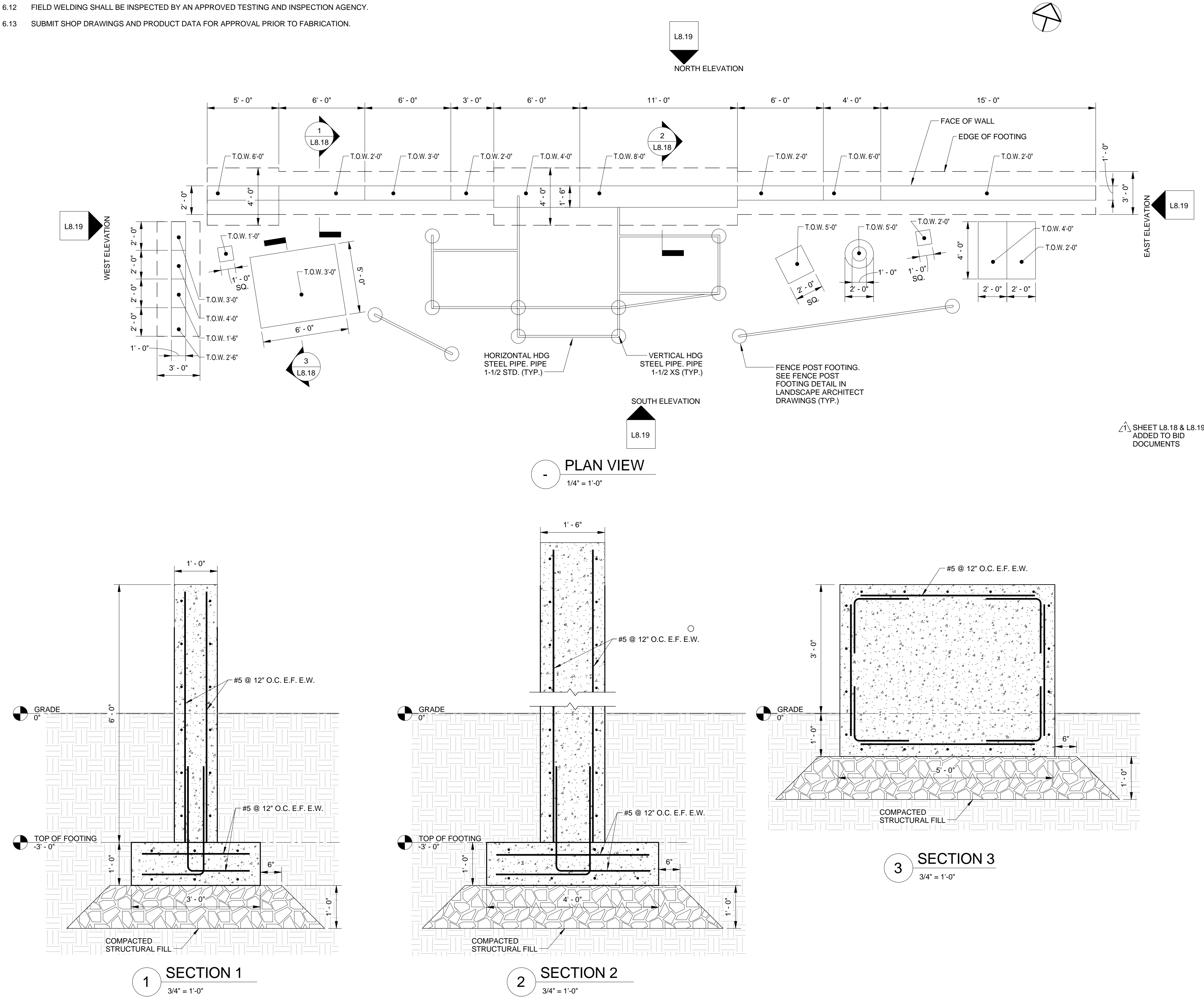
- 3.01 REINFORCEMENT DETAILING, FABRICATION, AND ERECTION SHALL CONFORM TO "ACI DETAILING MANUAL" - SP-66, "CRSI MANUAL OF STANDARD PRACTICE".
- 3.02 STEEL REINFORCEMENT, UNLESS NOTED OTHERWISE, SHALL CONFORM TO THE FOLLOWING:
- (A) BARS, TIES, AND STIRRUPS ASTM A615 GRADE 60  
(B) WELDED WIRE FABRIC ASTM A185, FLAT SHEETS
- 3.03 REINFORCING STEEL SHALL BE UNCOATED AND DEFORMED.
- 3.04 MINIMUM CONCRETE PROTECTIVE COVERING FOR REINFORCEMENT, UNLESS REQUIRED FOR FIRE PROTECTION OR NOTED OTHERWISE, SHALL BE AS FOLLOWS:
- (A) CONCRETE CAST AGAINST AND PERMANENTLY EXPOSED TO EARTH: 3"  
(B) CONCRETE EXPOSED TO EARTH OR WEATHER:  
(1) NO. 6 THRU NO. 18 BARS 2"  
(2) NO. 5 BAR, W31 OR D31 WIRE AND SMALLER 2"
- 3.05 REINFORCING STEEL SHALL BE CONTINUOUS THROUGH ALL CONSTRUCTION JOINTS, CORNERS, AND INTERSECTIONS UNLESS OTHERWISE NOTED. REINFORCING SHALL BE LAPPED AT NECESSARY SPLICES OR HOOKED AT DISCONTINUOUS ENDS, UNLESS OTHERWISE NOTED.
- 3.06 FOR REINFORCING STEEL SPLICE LAP LENGTHS REFER ACI STANDARDS.
- 3.07 MECHANICAL SPLICES SHALL BE PERMITTED SUBJECT TO APPROVAL BY THE ENGINEER. MECHANICAL SPLICES SHALL DEVELOP AT LEAST 125 PERCENT OF THE SPECIFIED YIELD STRENGTH OF THE BAR. NO WELDED CONNECTIONS ARE PERMITTED.
- 3.08 WELDED WIRE FABRIC SHALL BE LAPPED (1) SQUARE PLUS (1) INCHES WHERE REQUIRED AND SHALL BE WIRED TOGETHER AT ALL LAPS. WWF SHALL BE SUPPORTED BY CHAIRS AND/OR CARRYING BARS PRIOR TO CONCRETE PLACEMENT.
- 3.09 REINFORCEMENT SHALL NOT BE TACK WELDED.
- 3.10 NOTIFY THE TESTING LAB AND ENGINEER A MINIMUM OF 48 HOURS PRIOR TO SCHEDULED CONCRETE PLACEMENT IN ORDER TO ACCOMMODATE INSPECTION OF REINFORCEMENT AND CONCRETE TESTING. NO CONCRETE SHALL BE PLACED WITHIN 48 HOURS OF SUCH NOTIFICATION.
- 3.11 WHERE REINFORCEMENT IS NOT SHOWN ON DRAWINGS, PROVIDE REINFORCEMENT IN ACCORDANCE WITH APPLICABLE DETAILS AS DETERMINED BY THE ARCHITECT AND ENGINEER. IN NO CASE SHALL REINFORCEMENT BE LESS THAN THE MINIMUM REINFORCEMENT PERMITTED BY THE CODES, NOR LESS THAN THE FOLLOWING:
- (A) STRUCTURAL SLABS: .0020 GROSS CONCRETE AREA IN EACH DIRECTION  
(B) CONCRETE WALLS: .0025 x GROSS CONCRETE AREA IN EACH DIRECTION
- 3.12 WHERE REINFORCEMENT IS REQUIRED IN SECTION, REINFORCEMENT IS CONSIDERED TYPICAL WHEREVER THE SECTIONS APPLIES.
- 3.13 DOWELS SHALL MATCH BAR SIZE, NUMBER AND SPACING, UNLESS NOTED OTHERWISE.
- 3.14 SUBMIT REINFORCING SHOP DRAWINGS FOR APPROVAL.

4.0 - POST INSTALLED CONCRETE ANCHORS AND REINFORCING DOWELS

- 4.01 ADHESIVE ANCHORS AND REINFORCING DOWELS SHALL BE HILTI HIT-HY-200 ADHESIVE ANCHORING SYSTEM OR APPROVED EQUAL.
- 4.02 EXPANSION ANCHORS SHALL BE HILTI KWIK BOLT TZ EXPANSION ANCHORS OR APPROVED EQUAL.
- 4.03 INSTALL ANCHORS IN STRICT CONFORMANCE WITH THE MANUFACTURER'S REQUIREMENTS.
- 4.04 HOLES SHALL BE THOROUGHLY CLEANED AND DRY PRIOR TO INSTALLING ANCHORS.
- 4.05 ANCHORS INSTALLED OVERHEAD SHALL BE PROOF TESTED BY THE MANUFACTURER'S FIELD ENGINEER OR OTHER APPROVED AGENCY. PROOF TEST A MINIMUM OF 25% OF THE ANCHORS OR (2) TOTAL, WHICHEVER IS GREATER.

6.0 - STRUCTURAL STEEL

- 6.01 STRUCTURAL STEEL DESIGN, FABRICATION AND ERECTION SHALL CONFORM TO THE AISC "MANUAL OF STEEL CONSTRUCTION", STEEL BUILDING AND BRIDGES" (AISC MARCH 18, 2005).
- 6.02 STRUCTURAL STEEL SHALL BE NEW STEEL CONFORMING TO THE FOLLOWING:
- (A) ANGLES, PLATES AND BARS: ASTM A572 OR ASTM A36.  
(B) STRUCTURAL PIPE: ASTM A53 GR. B.
- 6.03 ALL WELDED CONNECTIONS SHALL BE MADE BY APPROVED CERTIFIED WELDERS AND SHALL CONFORM TO A.W.S. SPECIFICATIONS AMENDED TO DATE. ELECTRODES SHALL BE E70XX.
- 6.04 BOLTS SHALL CONFORM TO ASTM A325 AND BE INSTALLED SNUG-TIGHT UNLESS NOTED OTHERWISE.
- 6.05 STRUCTURAL STEEL FRAMING SHALL BE WITHIN TOLERANCE BEFORE CONNECTIONS ARE FINALLY BOLTED OR WELDED.
- 6.06 FIELD CUTTING OF STRUCTURAL STEEL OR ANY FIELD MODIFICATIONS OF STRUCTURAL STEEL SHALL NOT BE MADE WITHOUT PRIOR WRITTEN APPROVAL BY THE ENGINEER FOR EACH SPECIFIC USE.
- 6.07 STRUCTURAL STEEL SHAPES AND PLATES SHALL BE HOT-DIPPED GALVANIZED (HDG) PER ASTM A123 U.N.O. FASTENERS SHALL BE HOT-DIPPED GALVANIZED PER ASTM A153 U.N.O. HOT-DIPPED GALVANIZING SHALL ALSO CONFORM TO ASTM A385. THE GALVANIZER SHALL SUBMIT A CERTIFICATE OF CONFORMANCE FOR RECORD. MASK AREAS TO BE FIELD WELDED.
- 6.08 PROVIDE FIELD TOUCH-UP AND REPAIR OF GALVANIZING AS REQUIRED PER ASTM A780 USING AN INORGANIC ZINC-RICH PRIMER.
- 6.09 WELDS SHALL BE 1/4" FILLET WELDS MINIMUM UNLESS NOTED OTHERWISE ON THE DRAWINGS.
- 6.10 PIPE TO PIPE CONNECTION SHALL BE FULL PENETRATION WELDS.
- 6.11 GRIND WELDS SMOOTH.
- 6.12 FIELD WELDING SHALL BE INSPECTED BY AN APPROVED TESTING AND INSPECTION AGENCY.
- 6.13 SUBMIT SHOP DRAWINGS AND PRODUCT DATA FOR APPROVAL PRIOR TO FABRICATION.



Project:

CITY OF SOMERVILLE



LINCOLN PARK

290 WASHINGTON STREET  
SOMERVILLE, MA 02143



85 Devonshire Street, 3rd Floor  
Boston, MA 02109  
(617) 412-4480 (800) Sampson  
www.westonandsampson.com

Consultants:

Weston & Sampson



Revisions:

REV	DATE	DESCRIPTION
1	03/07/16	ADDENDUM #1

Seal:



Issued For:

CONSTRUCTION DOCUMENTS

Date: 03/07/2016

Scale: AS NOTED

Drawn By: CJW

Reviewed By: NMS

Approved By: RAC

W&S Project No: 2150034

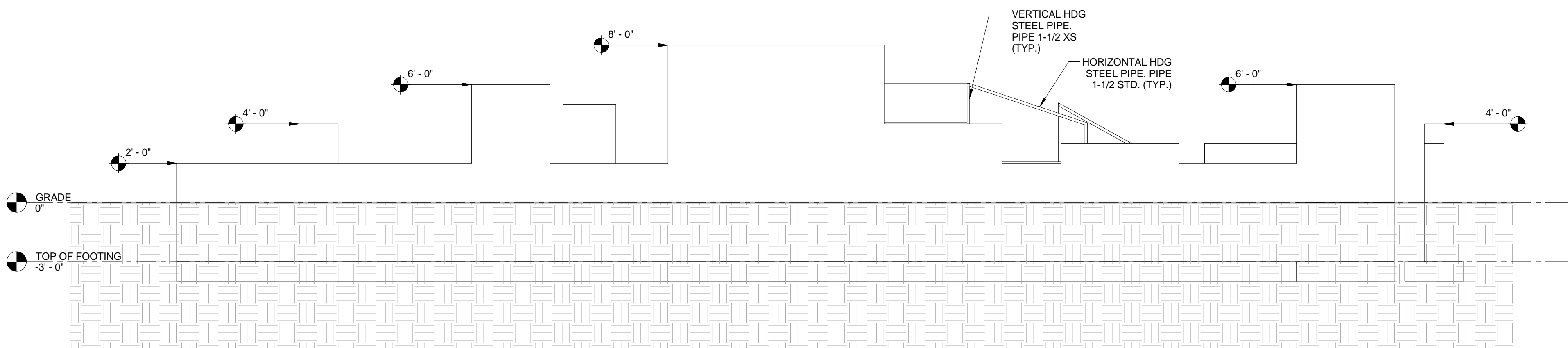
Drawing Title:

CONSTRUCTION DETAILS

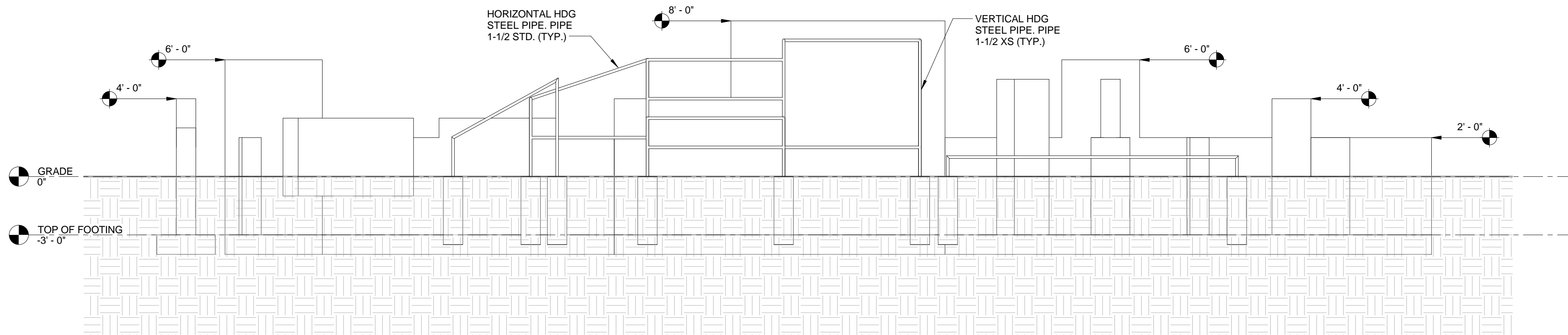
Sheet Number:

L8.18

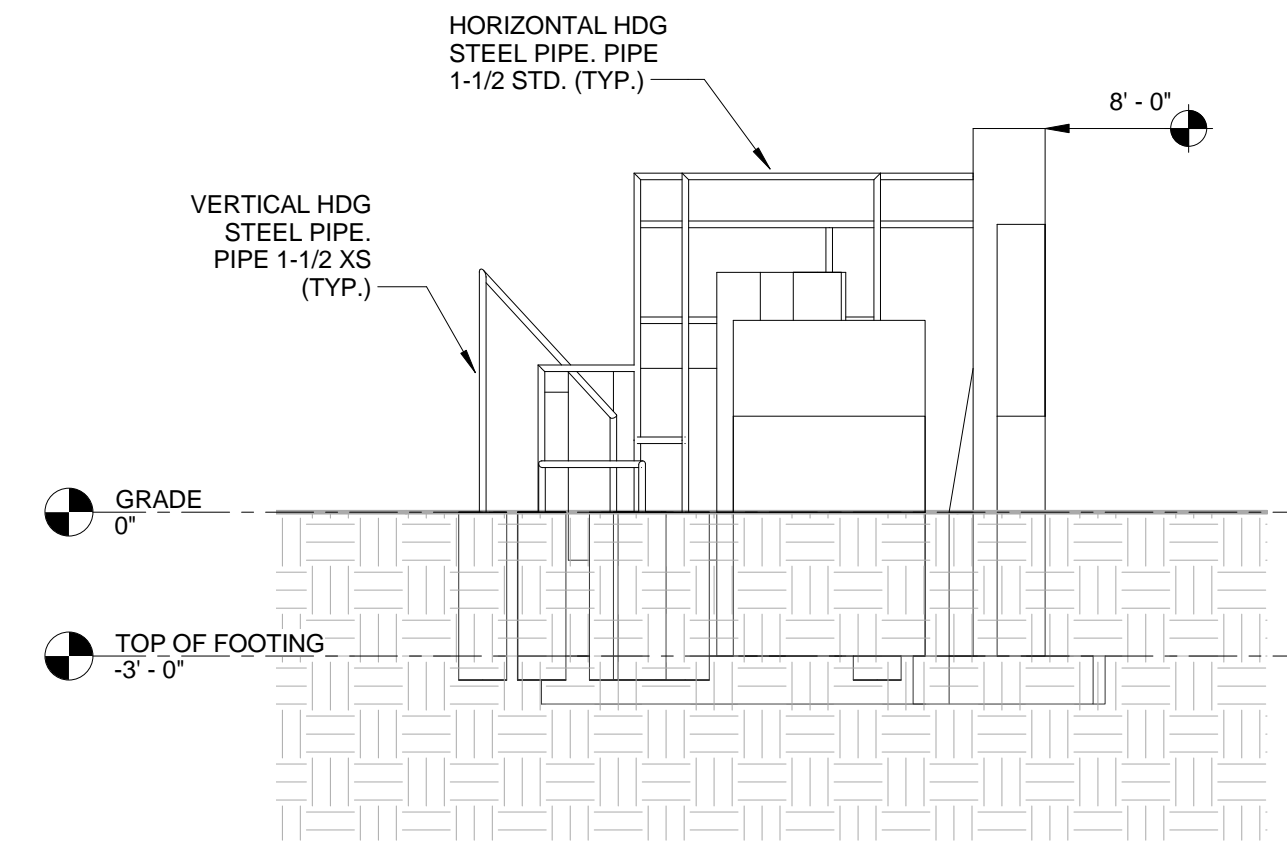




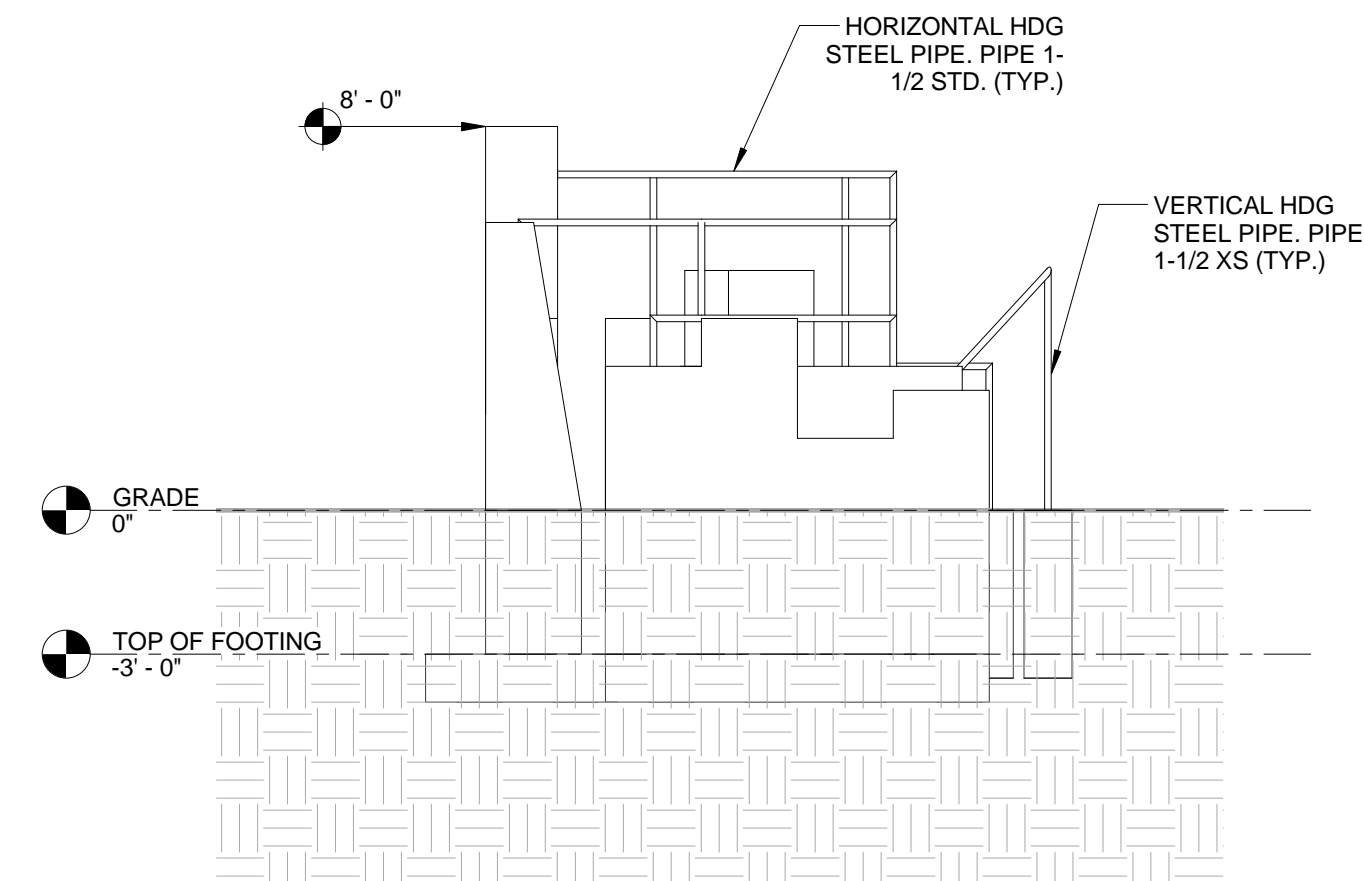
1 NORTH ELEVATION  
1/4" = 1'-0"



3 SOUTH ELEVATION  
1/4" = 1'-0"

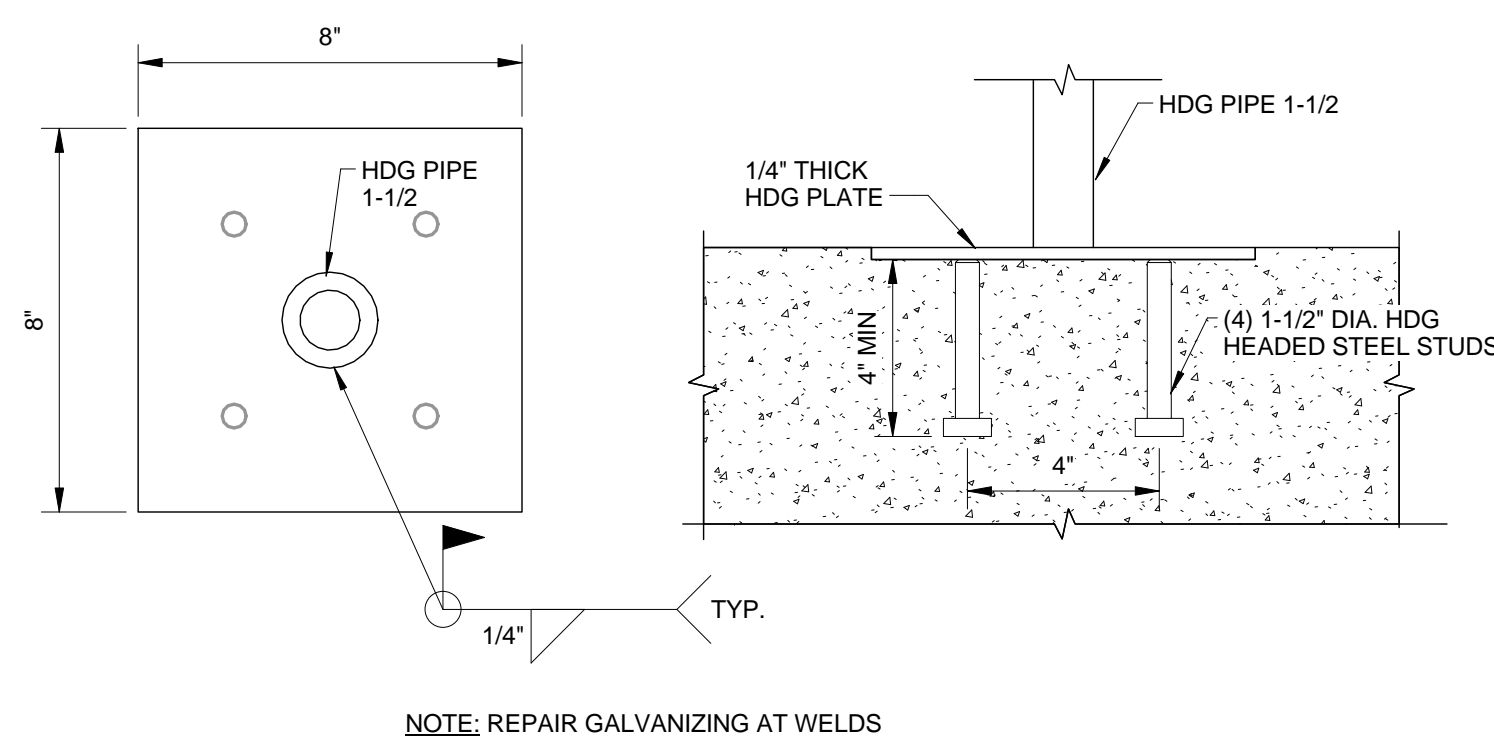


2 EAST ELEVATION  
1/4" = 1'-0"

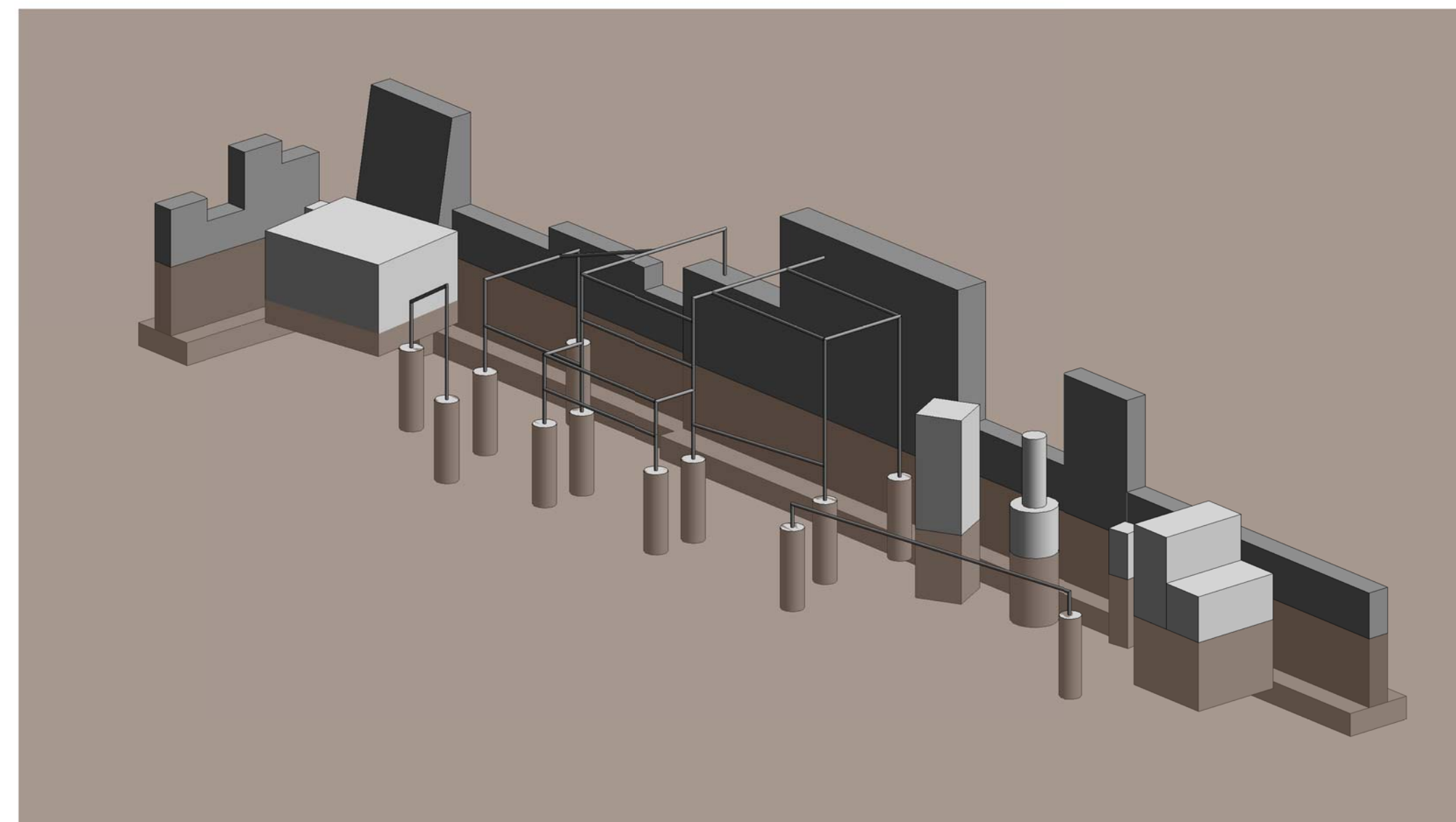


4 WEST ELEVATION  
1/4" = 1'-0"

△ SHEET L8.18 & L8.19  
ADDED TO BID  
DOCUMENTS



A STEEL POST/CONCRETE CONNECTION DETAIL  
3" = 1'-0"



5 3D VIEW

REV	DATE	DESCRIPTION
1	03/07/16	ADDENDUM #1

Seal:  


Issued For:  
CONSTRUCTION DOCUMENTS  
  
Date: 03/07/2016  
Scale: AS NOTED  
Drawn By: CJW  
Reviewed By: NMS  
Approved By: RAC  
W&S Project No: 2150034

Drawing Title:  
CONSTRUCTION DETAILS

Sheet Number:  
**L8.19**







IRRIGATION LEGEND																																	
SYMBOL	PSI	SPACING	DESCRIPTION																														
<table><tr><td>Q</td><td>H</td><td>F</td></tr><tr><td></td><td></td><td></td></tr><tr><td></td><td></td><td></td></tr><tr><td></td><td></td><td></td></tr><tr><td></td><td></td><td></td></tr><tr><td></td><td></td><td></td></tr><tr><td></td><td></td><td></td></tr><tr><td></td><td></td><td></td></tr><tr><td></td><td></td><td></td></tr><tr><td></td><td></td><td></td></tr></table>	Q	H	F																												60	60'	LARGE ROTARY SPRINKLER WITH CHECK VALVE (STANDARD NOZZLES)
Q	H	F																															
<table><tr><td>Q</td><td>H</td><td>F</td></tr><tr><td></td><td></td><td></td></tr><tr><td></td><td></td><td></td></tr><tr><td></td><td></td><td></td></tr><tr><td></td><td></td><td></td></tr><tr><td></td><td></td><td></td></tr><tr><td></td><td></td><td></td></tr><tr><td></td><td></td><td></td></tr><tr><td></td><td></td><td></td></tr><tr><td></td><td></td><td></td></tr></table>	Q	H	F																												60	55'	
Q	H	F																															
<table><tr><td>Q</td><td>H</td><td>F</td></tr><tr><td></td><td></td><td></td></tr><tr><td></td><td></td><td></td></tr><tr><td></td><td></td><td></td></tr><tr><td></td><td></td><td></td></tr><tr><td></td><td></td><td></td></tr><tr><td></td><td></td><td></td></tr><tr><td></td><td></td><td></td></tr><tr><td></td><td></td><td></td></tr><tr><td></td><td></td><td></td></tr></table>	Q	H	F																												60	50'	
Q	H	F																															
<table><tr><td>Q</td><td>H</td><td>F</td></tr><tr><td></td><td></td><td></td></tr><tr><td></td><td></td><td></td></tr><tr><td></td><td></td><td></td></tr><tr><td></td><td></td><td></td></tr><tr><td></td><td></td><td></td></tr><tr><td></td><td></td><td></td></tr><tr><td></td><td></td><td></td></tr><tr><td></td><td></td><td></td></tr><tr><td></td><td></td><td></td></tr></table>	Q	H	F																												60	45'	
Q	H	F																															
<table><tr><td>Q</td><td>H</td><td>F</td></tr><tr><td></td><td></td><td></td></tr><tr><td></td><td></td><td></td></tr><tr><td></td><td></td><td></td></tr><tr><td></td><td></td><td></td></tr><tr><td></td><td></td><td></td></tr><tr><td></td><td></td><td></td></tr><tr><td></td><td></td><td></td></tr><tr><td></td><td></td><td></td></tr><tr><td></td><td></td><td></td></tr></table>	Q	H	F																												50	35'	
Q	H	F																															
<table><tr><td>Q</td><td>H</td><td>F</td></tr><tr><td></td><td></td><td></td></tr><tr><td></td><td></td><td></td></tr><tr><td></td><td></td><td></td></tr><tr><td></td><td></td><td></td></tr><tr><td></td><td></td><td></td></tr><tr><td></td><td></td><td></td></tr><tr><td></td><td></td><td></td></tr><tr><td></td><td></td><td></td></tr><tr><td></td><td></td><td></td></tr></table>	Q	H	F																												50	25'	
Q	H	F																															
<table><tr><td>Q</td><td>H</td><td>F</td></tr><tr><td></td><td></td><td></td></tr><tr><td></td><td></td><td></td></tr><tr><td></td><td></td><td></td></tr><tr><td></td><td></td><td></td></tr><tr><td></td><td></td><td></td></tr><tr><td></td><td></td><td></td></tr><tr><td></td><td></td><td></td></tr><tr><td></td><td></td><td></td></tr><tr><td></td><td></td><td></td></tr></table>	Q	H	F																												50	15'	
Q	H	F																															
<table><tr><td>Q</td><td>H</td><td>F</td></tr><tr><td></td><td></td><td></td></tr><tr><td></td><td></td><td></td></tr><tr><td></td><td></td><td></td></tr><tr><td></td><td></td><td></td></tr><tr><td></td><td></td><td></td></tr><tr><td></td><td></td><td></td></tr><tr><td></td><td></td><td></td></tr><tr><td></td><td></td><td></td></tr><tr><td></td><td></td><td></td></tr></table>	Q	H	F																												40	25'	
Q	H	F																															
<table><tr><td>Q</td><td>H</td><td>F</td></tr><tr><td></td><td></td><td></td></tr><tr><td></td><td></td><td></td></tr><tr><td></td><td></td><td></td></tr><tr><td></td><td></td><td></td></tr><tr><td></td><td></td><td></td></tr><tr><td></td><td></td><td></td></tr><tr><td></td><td></td><td></td></tr><tr><td></td><td></td><td></td></tr><tr><td></td><td></td><td></td></tr></table>	Q	H	F																												40	15'	
Q	H	F																															
<table><tr><td>Q</td><td>H</td><td>F</td></tr><tr><td></td><td></td><td></td></tr><tr><td></td><td></td><td></td></tr><tr><td></td><td></td><td></td></tr><tr><td></td><td></td><td></td></tr><tr><td></td><td></td><td></td></tr><tr><td></td><td></td><td></td></tr><tr><td></td><td></td><td></td></tr><tr><td></td><td></td><td></td></tr><tr><td></td><td></td><td></td></tr></table>	Q	H	F																												40	12'	
Q	H	F																															
<table><tr><td>Q</td><td>H</td><td>F</td></tr><tr><td></td><td></td><td></td></tr><tr><td></td><td></td><td></td></tr><tr><td></td><td></td><td></td></tr><tr><td></td><td></td><td></td></tr><tr><td></td><td></td><td></td></tr><tr><td></td><td></td><td></td></tr><tr><td></td><td></td><td></td></tr><tr><td></td><td></td><td></td></tr><tr><td></td><td></td><td></td></tr></table>	Q	H	F																												30	15'	
Q	H	F																															
<table><tr><td>Q</td><td>H</td><td>F</td></tr><tr><td></td><td></td><td></td></tr><tr><td></td><td></td><td></td></tr><tr><td></td><td></td><td></td></tr><tr><td></td><td></td><td></td></tr><tr><td></td><td></td><td></td></tr><tr><td></td><td></td><td></td></tr><tr><td></td><td></td><td></td></tr><tr><td></td><td></td><td></td></tr><tr><td></td><td></td><td></td></tr></table>	Q	H	F																												30	12'	
Q	H	F																															
<table><tr><td>Q</td><td>H</td><td>F</td></tr><tr><td></td><td></td><td></td></tr><tr><td></td><td></td><td></td></tr><tr><td></td><td></td><td></td></tr><tr><td></td><td></td><td></td></tr><tr><td></td><td></td><td></td></tr><tr><td></td><td></td><td></td></tr><tr><td></td><td></td><td></td></tr><tr><td></td><td></td><td></td></tr><tr><td></td><td></td><td></td></tr></table>	Q	H	F																												30	10'	
Q	H	F																															
<table><tr><td>Q</td><td>H</td><td>F</td></tr><tr><td></td><td></td><td></td></tr><tr><td></td><td></td><td></td></tr><tr><td></td><td></td><td></td></tr><tr><td></td><td></td><td></td></tr><tr><td></td><td></td><td></td></tr><tr><td></td><td></td><td></td></tr><tr><td></td><td></td><td></td></tr><tr><td></td><td></td><td></td></tr><tr><td></td><td></td><td></td></tr></table>	Q	H	F																												30	8'	
Q	H	F																															
<table><tr><td>Q</td><td>H</td><td>F</td></tr><tr><td></td><td></td><td></td></tr><tr><td></td><td></td><td></td></tr><tr><td></td><td></td><td></td></tr><tr><td></td><td></td><td></td></tr><tr><td></td><td></td><td></td></tr><tr><td></td><td></td><td></td></tr><tr><td></td><td></td><td></td></tr><tr><td></td><td></td><td></td></tr><tr><td></td><td></td><td></td></tr></table>	Q	H	F																												30	5'	
Q	H	F																															
<table><tr><td>Q</td><td>H</td><td>F</td></tr><tr><td></td><td></td><td></td></tr><tr><td></td><td></td><td></td></tr><tr><td></td><td></td><td></td></tr><tr><td></td><td></td><td></td></tr><tr><td></td><td></td><td></td></tr><tr><td></td><td></td><td></td></tr><tr><td></td><td></td><td></td></tr><tr><td></td><td></td><td></td></tr><tr><td></td><td></td><td></td></tr></table>	Q	H	F																												30	4x30'	
Q	H	F																															
<table><tr><td>Q</td><td>H</td><td>F</td></tr><tr><td></td><td></td><td></td></tr><tr><td></td><td></td><td></td></tr><tr><td></td><td></td><td></td></tr><tr><td></td><td></td><td></td></tr><tr><td></td><td></td><td></td></tr><tr><td></td><td></td><td></td></tr><tr><td></td><td></td><td></td></tr><tr><td></td><td></td><td></td></tr><tr><td></td><td></td><td></td></tr></table>	Q	H	F																												30	4x15'	
Q	H	F																															
<table><tr><td>Q</td><td>H</td><td>F</td></tr><tr><td></td><td></td><td></td></tr><tr><td></td><td></td><td></td></tr><tr><td></td><td></td><td></td></tr><tr><td></td><td></td><td></td></tr><tr><td></td><td></td><td></td></tr><tr><td></td><td></td><td></td></tr><tr><td></td><td></td><td></td></tr><tr><td></td><td></td><td></td></tr><tr><td></td><td></td><td></td></tr></table>	Q	H	F																												30	-	
Q	H	F																															
<table><tr><td>Q</td><td>H</td><td>F</td></tr><tr><td></td><td></td><td></td></tr><tr><td></td><td></td><td></td></tr><tr><td></td><td></td><td></td></tr><tr><td></td><td></td><td></td></tr><tr><td></td><td></td><td></td></tr><tr><td></td><td></td><td></td></tr><tr><td></td><td></td><td></td></tr><tr><td></td><td></td><td></td></tr><tr><td></td><td></td><td></td></tr></table>	Q	H	F																												30	-	
Q	H	F																															
<table><tr><td>Q</td><td>H</td><td>F</td></tr><tr><td></td><td></td><td></td></tr><tr><td></td><td></td><td></td></tr><tr><td></td><td></td><td></td></tr><tr><td></td><td></td><td></td></tr><tr><td></td><td></td><td></td></tr><tr><td></td><td></td><td></td></tr><tr><td></td><td></td><td></td></tr><tr><td></td><td></td><td></td></tr><tr><td></td><td></td><td></td></tr></table>	Q	H	F																												30	-	
Q	H	F																															
<table><tr><td>Q</td><td>H</td><td>F</td></tr><tr><td></td><td></td><td></td></tr><tr><td></td><td></td><td></td></tr><tr><td></td><td></td><td></td></tr><tr><td></td><td></td><td></td></tr><tr><td></td><td></td><td></td></tr><tr><td></td><td></td><td></td></tr><tr><td></td><td></td><td></td></tr><tr><td></td><td></td><td></td></tr><tr><td></td><td></td><td></td></tr></table>	Q	H	F																												30	-	
Q	H	F																															
<table><tr><td>Q</td><td>H</td><td>F</td></tr><tr><td></td><td></td><td></td></tr><tr><td></td><td></td><td></td></tr><tr><td></td><td></td><td></td></tr><tr><td></td><td></td><td></td></tr><tr><td></td><td></td><td></td></tr><tr><td></td><td></td><td></td></tr><tr><td></td><td></td><td></td></tr><tr><td></td><td></td><td></td></tr><tr><td></td><td></td><td></td></tr></table>	Q	H	F																												30	-	
Q	H	F																															
<table><tr><td>Q</td><td>H</td><td>F</td></tr><tr><td></td><td></td><td></td></tr><tr><td></td><td></td><td></td></tr><tr><td></td><td></td><td></td></tr><tr><td></td><td></td><td></td></tr><tr><td></td><td></td><td></td></tr><tr><td></td><td></td><td></td></tr><tr><td></td><td></td><td></td></tr><tr><td></td><td></td><td></td></tr><tr><td></td><td></td><td></td></tr></table>	Q	H	F																												30	-	
Q	H	F																															
<table><tr><td>Q</td><td>H</td><td>F</td></tr><tr><td></td><td></td><td></td></tr><tr><td></td><td></td><td></td></tr><tr><td></td><td></td><td></td></tr><tr><td></td><td></td><td></td></tr><tr><td></td><td></td><td></td></tr><tr><td></td><td></td><td></td></tr><tr><td></td><td></td><td></td></tr><tr><td></td><td></td><td></td></tr><tr><td></td><td></td><td></td></tr></table>	Q	H	F																												30	-	
Q	H	F																															
<table><tr><td>Q</td><td>H</td><td>F</td></tr><tr><td></td><td></td><td></td></tr><tr><td></td><td></td><td></td></tr><tr><td></td><td></td><td></td></tr><tr><td></td><td></td><td></td></tr><tr><td></td><td></td><td></td></tr><tr><td></td><td></td><td></td></tr><tr><td></td><td></td><td></td></tr><tr><td></td><td></td><td></td></tr><tr><td></td><td></td><td></td></tr></table>	Q	H	F																												30	-	
Q	H	F																															
<table><tr><td>Q</td><td>H</td><td>F</td></tr><tr><td></td><td></td><td></td></tr><tr><td></td><td></td><td></td></tr><tr><td></td><td></td><td></td></tr><tr><td></td><td></td><td></td></tr><tr><td></td><td></td><td></td></tr><tr><td></td><td></td><td></td></tr><tr><td></td><td></td><td></td></tr><tr><td></td><td></td><td></td></tr><tr><td></td><td></td><td></td></tr></table>	Q	H	F																												30	-	
Q	H	F																															
<table><tr><td>Q</td><td>H</td><td>F</td></tr><tr><td></td><td></td><td></td></tr><tr><td></td><td></td><td></td></tr><tr><td></td><td></td><td></td></tr><tr><td></td><td></td><td></td></tr><tr><td></td><td></td><td></td></tr><tr><td></td><td></td><td></td></tr><tr><td></td><td></td><td></td></tr><tr><td></td><td></td><td></td></tr><tr><td></td><td></td><td></td></tr></table>	Q	H	F																												30	-	
Q	H	F																															
<table><tr><td>Q</td><td>H</td><td>F</td></tr><tr><td></td><td></td><td></td></tr><tr><td></td><td></td><td></td></tr><tr><td></td><td></td><td></td></tr><tr><td></td><td></td><td></td></tr><tr><td></td><td></td><td></td></tr><tr><td></td><td></td><td></td></tr><tr><td></td><td></td><td></td></tr><tr><td></td><td></td><td></td></tr><tr><td></td><td></td><td></td></tr></table>	Q	H	F																												30	-	
Q	H	F																															
<table><tr><td>Q</td><td>H</td><td>F</td></tr><tr><td></td><td></td><td></td></tr><tr><td></td><td></td><td></td></tr><tr><td></td><td></td><td></td></tr><tr><td></td><td></td><td></td></tr><tr><td></td></tr></table>	Q	H	F																														
Q	H	F																															

Project:

CITY OF SOMERVILLE






LINCOLN PARK  
290 Washington Street  
Somerville, MA 02143

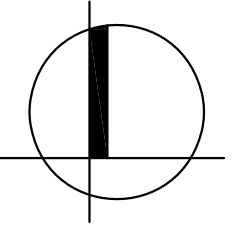


85 Devonshire Street, 3rd Floor  
Boston, MA 02109  
(617) 412-4480 (800) Sampson  
www.westonandsampson.com

Consultants:




North:



Revisions:

Rev	Date	Description
1	03/07/16	ADDENDUM #1

Seal:



CONSTRUCTION DOCUMENTS

Date:

02.24.2016

Scale:

1" = 30'

Drawn By:

JW

Reviewed By:

JB

Checked By:

JB

Approved By:

JB

Drawing Title:

IRRIGATION PLAN

Sheet Number:  
I-1.01





- IRRIGATION NOTES**
- COORDINATE FINAL LOCATION OF ALL SPRINKLERS AND NOZZLE SELECTION W/ FINAL APPROVED LANDSCAPE.
  - ALL PIPE AND VALVE LOCATIONS ARE DIAGRAMMATIC, CONTRACTOR SHALL FIELD VERIFY.
  - ALL VALVES AND VALVE BOXES SHALL BE PLACED, WHERE POSSIBLE, IN PLANTED AREAS UNDER MULCH.
  - INSTALL ALL PIPING AS FAR FROM TREES AND ROOT BALLS AS POSSIBLE WHILE MAINTAINING SPRINKLER SPACING.
  - ALL CONTROL WIRE SHALL BE THROUGH TWO-WIRE COMMUNICATION CABLE.
  - QUICK COUPLING VALVES SHALL BE INSTALLED ON 1 INCH PVC SWING JOINTS WITH BRASS INSERTS AND STABILIZERS. (SEE DETAIL)
  - ALL SPRAY AND ROTARY SPRINKLERS SHALL BE INSTALLED ON SWING PIPE ASSEMBLIES, MIN. LENGTH TO BE 6 INCHES, 18 INCH MAXIMUM. ALL LARGE ROTARY SPRINKLERS SHALL BE INSTALLED ON 1-INCH PVC PREFABRICATED UNITIZED SWING JOINT ASSEMBLIES WITH INTEGRAL O-RINGS.
  - IRRIGATION SYSTEM IS DESIGNED TO PROVIDE 75 GPM MAX FROM CISTERN. SYSTEM TO PRODUCE 75-PSI DYNAMIC PRESSURE AT IRRIGATION CONTRACTORS POINT OF CONNECTION.
  - CONTRACTOR SHALL TEST DYNAMIC PRESSURE BEFORE STARTING WORK. REPORT ANY DEVIATION FROM PRESSURE REQUIRED TO OWNER'S REP. BEFORE CONTINUING.
  - INSTALL CONTROLLER IN PUMP ENCLOSURE AS DIRECTED BY OWNER'S REP., HARD WIRE TO 120 VOLT, DEDICATED 20 AMP CIRCUIT, BUILDING POWER SUPPLY. ROUTE COMMUNICATION CABLE TO CONTROLLER VIA 1-1/2 INCH CONDUIT.
  - INSTALL RAIN SENSOR ON EXTERIOR ENCLOSURE WALL WHERE DIRECTED BY OWNER'S REP. EXTERIOR RAIN SENSOR WIRING SHALL BE CONTAINED IN 1/2 INCH METALLIC CONDUIT, SECURED TO OUTSIDE OF BUILDING WALL.
  - ALL ABOVE GROUND WIRING, INSIDE AND OUTSIDE OF BUILDING, SHALL BE INSTALLED IN SCHEDULE 40 PVC CONDUIT.
  - COORDINATE LOCATION OF ALL EXISTING AND FUTURE UTILITIES ON SITE AND CONTACT PROPER AUTHORITIES AND UTILITY COMPANIES BEFORE THE START OF WORK.
  - SPRAY SPRINKLERS FOR TURF SHALL HAVE 4 INCH POP UP HEIGHT. GROUNDCOVER AND SHRUB SPRINKLERS SHALL HAVE 12 INCH POP UP HEIGHT. CONTRACTOR MUST PROVIDE PRODUCT SUBMITTALS AS PER THE WRITTEN SPECIFICATIONS TO THE OWNER'S REPRESENTATIVE FOR APPROVAL PRIOR TO ORDERING MATERIAL AND BEGINNING WORK.
  - ONCE APPROVED SUBMITTALS HAVE BEEN RETURNED TO THE CONTRACTOR, WORK MAY BEGIN. THE OWNER'S REPRESENTATIVE MUST BE NOTIFIED A MINIMUM OF 7-DAYS IN ADVANCE OF THE START OF WORK TO COORDINATE ON-SITE SUPERVISION AND ADMINISTRATION.
  - SEE IRRIGATION DETAILS AND SPECIFICATIONS FOR ADDITIONAL NECESSARY INFORMATION.

LATERAL PIPE SCHEDULE	
FLOW	PIPE SIZE / TYPE
0-12 GPM	1 INCH 100 PSI POLYETHYLENE OR CLASS-200 PVC
12-22 GPM	1-1/4 INCH 100 PSI POLYETHYLENE OR CLASS-200 PVC
23-35 GPM	1-1/2 INCH CLASS-200 PVC
36-55 GPM	2 INCH CLASS-200 PVC
56-85 GPM	2-1/2 INCH CLASS-200 PVC
86-120 GPM	3 INCH CLASS-200 PVC
121-200 GPM	4 INCH CLASS-200 PVC

Project:  
**CITY OF SOMERVILLE**



**LINCOLN PARK**  
290 Washington Street  
Somerville, MA 02143

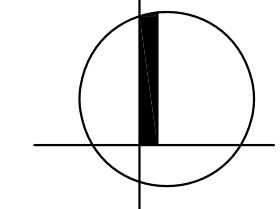


85 Devonshire Street, 3rd Floor  
Boston, MA 02109  
(617) 412-4480 (800) Sampson  
www.westonandsampson.com

Consultants:



North:



Revisions:

Rev	Date	Description
Δ	03/07/16	ADDENDUM #1

Seal:



**CONSTRUCTION DOCUMENTS**

Date: 02.24.2016

Scale:

Drawn By: JW

Reviewed By: JB

Checked By: JB

Approved By: JB

Drawing Title:

**IRRIGATION PLAN**

Sheet Number:

**I-1.02**